

2022 ANNUAL PERFORMANCE REPORT

TOWN OF WASAGA BEACH
WATER POLLUTION
CONTROL PLANT



For the period of
January 1st, 2022 to December 31st, 2022

Prepared for the Corporation of the Town of Wasaga Beach
by the Ontario Clean Water Agency



REQUIREMENTS FOR ANNUAL PERFORMANCE REPORT

This annual performance report was prepared in accordance with Amended Environmental Compliance Approval No. 5669-BWJPYC for the Wasaga Beach Water Pollution Control Plant as per section 11. (4).

SECTION 11. (4) REPORTING

The Owner shall prepare performance reports on a calendar year basis and submit to the District Manager by March 31 of the calendar year following the period being reported upon. The reports shall contain, but shall not be limited to, the following information pertaining to the reporting period:

- a) a summary and interpretation of all Influent, and Imported Sewage monitoring data, and a review of the historical trend of the sewage characteristics and flow rates;
- b) a summary and interpretation of all Final Effluent monitoring data, including concentration, flow rates, loading and a comparison to the design objectives and compliance limits in this Approval, including an overview of the success and adequacy of the Works;
- c) a summary of all operating issues encountered and corrective actions taken;
- d) a summary of all normal and emergency repairs and maintenance activities carried out on any major structure, equipment, apparatus or mechanism forming part of the Works;
- e) a summary of any effluent quality assurance or control measures undertaken;
- f) a summary of the calibration and maintenance carried out on all Influent, Imported Sewage and Final Effluent monitoring equipment to ensure that the accuracy is within the tolerance of that equipment as required in this Approval or recommended by the manufacturer;
- g) a summary of efforts made to achieve the design objectives in this Approval, including an assessment of the issues and recommendations for pro-active actions if any are required under the following situations:
 - i. when any of the design objectives is not achieved more than 50% of the time in a year, or there is an increasing trend in deterioration of Final Effluent quality;
 - ii. when the Annual Average Daily Influent Flow reaches 80% of the Rated Capacity;

- h) a tabulation of the volume of sludge generated, an outline of anticipated volumes to be generated in the next reporting period and a summary of the locations to where the sludge was disposed;
- i) a summary of any complaints received and any steps taken to address the complaints;
- j) a summary of all Bypasses, Overflows, other situations outside Normal Operating Conditions and spills within the meaning of Part X of EPA and abnormal discharge events;
- k) a summary of all Notice of Modifications to Sewage Works completed under Paragraph 1.d. of Condition 10, including a report on status of implementation of all modification.
- l) a summary of efforts made to achieve conformance with Procedure F-5-1 including but not limited to projects undertaken and completed in the sanitary sewer system that result in overall Bypass/Overflow elimination including expenditures and proposed projects to eliminate Bypass/Overflows with estimated budget forecast for the year following that for which the report is submitted.
- m) any changes or updates to the schedule for the completion of construction and commissioning operation of major process(es) / equipment groups in the Proposed Works.
- n) a summary of any deviation from the monitoring schedule and reasons for the current reporting year and a schedule for the next reporting year;

Table of Contents

1. System Description	5
2. Monitoring Data Influent.....	5
2.1 Influent ECA Monitoring Program.....	5
2.2 Raw (Influent) Characteristics: Summary and Interpretation of Reporting Year	6
2.3 Raw Sewage (Influent) Characteristics: Review of Historical Trends.....	7
2.4 Raw Sewage (Influent) Flow: Summary and Interpretation of Reporting Year	9
2.4.1 Comparison of Influent Flow to Rated Capacity and Plant Peak Flow Rate	10
2.5 Influent Flow and Volume: Review of Historical Trends.....	12
3. Effluent Monitoring	13
3.1 Effluent ECA Monitoring Program.....	13
3.2 Effluent Monitoring Data: Summary and Interpretation of Reporting Year and Comparison to Objectives and Limits	15
3.3 Effluent Flow: Summary and Interpretation of Reporting Year.....	19
3.4 Success and Adequacy of the Works.....	21
4. Operational Issues and Corrective Actions	21
5. Maintenance Activities	26
5.1 Work Management System.....	26
5.2 Preventative Maintenance Activities	27
5.3 Emergency Repairs and Improvements	27
6. Effluent Quality and Control Assurance	28
6.1 Adherence to Provincial Regulations	28
6.2 Use of Accredited Laboratories.....	28
6.3 Operation by Licensed Operators	28
6.4 Sampling and Analysis	28
6.5 In-house Analysis.....	29
6.6 Calibrations.....	29
7. Calibration of Monitoring Equipment	29
8. Effluent Objective Results and Efforts.....	29
8.1 Effluent Quality Design Objectives and Annual Average Daily Influent Flow.....	30
8.2 Efforts Made to Achieve Design Objectives, Assessment of Issues and Recommendations for Proactive Actions.....	31
8.2.1 CBOD5	31
8.2.2 Total Suspended Solids	31
8.2.3 Total Phosphorous	32
8.2.4 Total Ammonia Nitrogen	33
8.2.5 pH.....	33
9. Sludge Production and Disposal.....	34
9.1 Volume of Sludge Generated in 2022	34
10. Community Complaints	38
10.1 Wasaga Beach WPCP Community Complaints Received	39
10.2 Wasaga Beach Sewage Pumping Stations Community Complaints Received	39

10.3	Other Community Complaints Received	40
11.	Bypasses, Overflows, Spills or Other Abnormal Discharge Events.....	40
11.1	WPCP Bypass Events during the Reporting Period.....	41
11.2	WPCP Overflow Events during the Reporting Period.....	42
11.3	WPCP Spills or Abnormal Discharge Events	42
12.	Notices of Modification (Limited Operational Flexibility)	44
13.	Conformance with Procedure F-5-1	44
14.	Changes to Scheduled Works in the Proposed Works	45
15.	Monitoring Schedule	46
16.	Wasaga Beach Sewage Pumping Stations	47
16.2	Wasaga Beach Sewage Pumping Stations- Bypass, Overflow and Spill Events.....	48

- Appendix A: Performance Assessment Report
- Appendix B: Facility Work Order Summary
- Appendix C: Calibration Reports
- Appendix D: Sludge Quality Analysis
- Appendix E: Records of Bypass, Overflow and Spill Events
- Appendix F: Notice of Modification to the Sewage Works
- Appendix G: 2023 Sampling Schedule

The enclosed 2022 Annual Performance Report for the Wasaga Beach Water Pollution Control Plant (WPCP) summarizes the performance and related activities in accordance with its Amended Environmental Compliance Approval (ECA) No. 5569-BWJPYC (issued on February 5th, 2021) as per Section 11.(4) elements a) through n) during the “Reporting Period” of January 1, 2022 to December 31, 2022.

1. System Description

The Wasaga Beach Water Pollution Control Plant (WPCP) is an extended aeration plant with tertiary treatment and is located at 30 Woodland Drive in Wasaga Beach, Ontario. The WPCP is owned by the Town of Wasaga Beach and the Operating Authority is the Ontario Clean Water Agency. The sewage collection system is owned and operated by the Town of Wasaga Beach. As per ECA #5569-BWJPYC the sewage plant’s rated capacity is 15,433 m³/d with a peak capacity of 39,730 m³/d. The major process units consist of: equalization and influent works, aeration tanks, secondary clarifiers, disk filtration, UV disinfection, and aerobic biosolids digesters and sludge holding tanks, chemical dosing (Aluminum Sulfate) and plant air (blowers and compressors). The WPCP also receives septage from the outlying non-serviced areas of the Town via haulage trucks and is blended with the domestic sewage. The WPCP discharges the treated effluent via its outfall into the Nottawasaga River.

The WPCP sewage collection system consists of twenty (21) Sewage Pumping Stations (SPS) and a network of collection pipework and maintenance access points. All of the sewage within the Town of Wasaga Beach is eventually collected into SPS #5, SPS #9 and SPS #18, which are then pumped into the WPCP for treatment. The majority of flow to the WPCP is pumped from SPS #9, which is located 1.2 km away at the intersection of River Road West and Oxbow Park Drive. SPS #9 delivers influent flow from 18 pump stations located throughout the Town of Wasaga Beach. SPS #5 which is located west of the WPCP, services the collection system in the Oxbow Park Drive area and SPS #18 located at the east end of Knox Road East receives flow from SPS #20 and the Knox Road area.

2. Monitoring Data Influent

Where ECA 5569-BWJPYC, section 11.4(a) requires:

“a summary and interpretation of all Influent, and Imported Sewage monitoring data, and a review of the historical trend of the sewage characteristics and flow rates”

2.1 Influent ECA Monitoring Program

The following table (Table 1) outlines the influent monitoring program at the WPCP as required by the most current ECA for the reporting period.

Table 1: Influent Water Quality Monitoring Program and Sampling Points- as per ECA 5669-BWJYPC Schedule D

Parameters ^{1A}	Sample Type	Minimum Frequency
Biochemical Oxygen Demand (BOD ₅)	24 hour composite	Monthly
Total Suspended Solids (TSS)	24 hour composite	Monthly
Total Phosphorous (TP)	24 hour composite	Monthly
Total Kjeldahl Nitrogen (TKN)	24 hour composite	Monthly

^{1A} Refer to *Appendix A* 2022 Annual Performance Report for monthly sample results.

2.2 Raw (Influent) Characteristics: Summary and Interpretation of Reporting Year

The following parameters in Table 2 are not reportable as they do not have limits or objectives but are monitored as required by the ECA and used to characterize the contents of incoming sewage flow.

Laboratory analysis of the influent throughout the year indicated that BOD₅, Total Suspended Solids and Total Phosphorus peaked in February, 2022 at 313.75 mg/L, 424.50 mg/L and 5.58 mg/L respectively. The highest recorded Total Kjeldahl Nitrogen was recorded in August, 2022 at 46.98 mg/L. Overall, there were no notable fluctuations to influent contents for the reporting year.

Table 2: Raw Sewage (Influent) Quality Analysis for 2022

Month ^{2A}	Monthly Influent Concentrations (mg/L)			
	BOD ₅	Total Suspended Solids	Total Phosphorus	Total Kjeldahl Nitrogen
January	233.25	349.50	3.58	31.05
February	313.75	424.50	5.58	43.40
March	192.86	249.00	3.46	29.21
April	111.25	161.50	2.65	22.25
May	194.00	193.75	3.23	31.33
June	158.20	177.80	3.27	34.46
July	236.75	212.00	4.31	39.90
August	235.80	158.00	4.38	46.98
September	227.50	254.00	4.30	39.68
October	241.75	254.00	4.89	42.73
November	208.40	214.25	4.39	44.26
December	238.00	173.60	4.20	44.23
2022 Annual Average	215.86	228.22	4.02	37.79

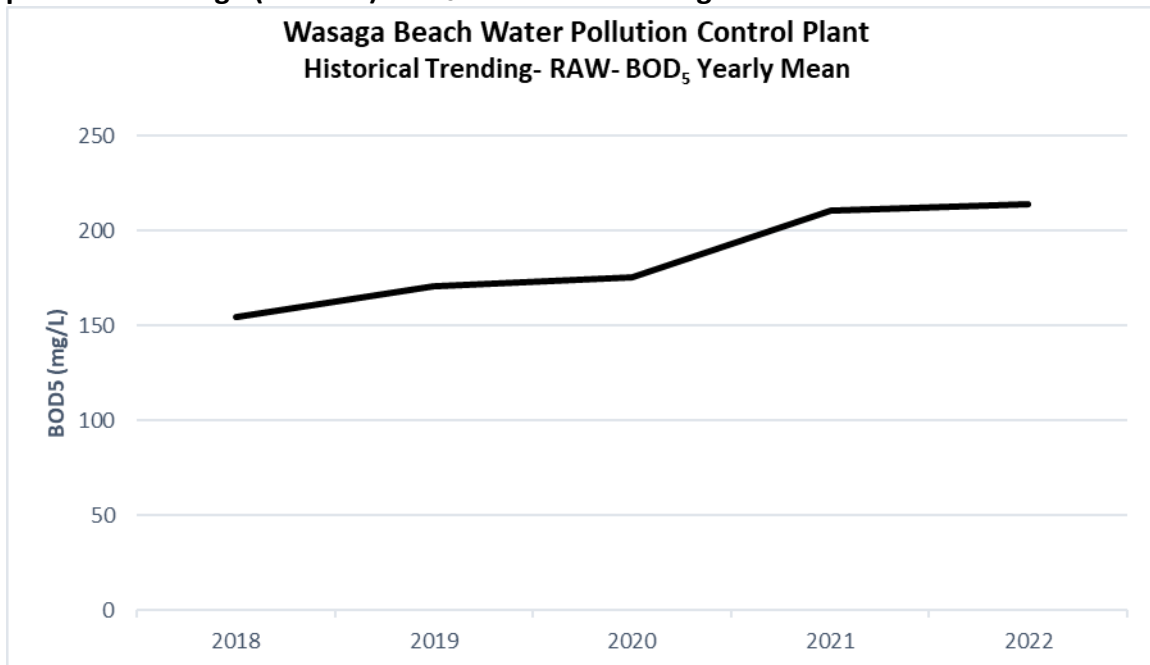
^{2A} Refer to *Appendix A* 2022 Annual Performance Report for monthly sample results.

2.3 Raw Sewage (Influent) Characteristics: Review of Historical Trends

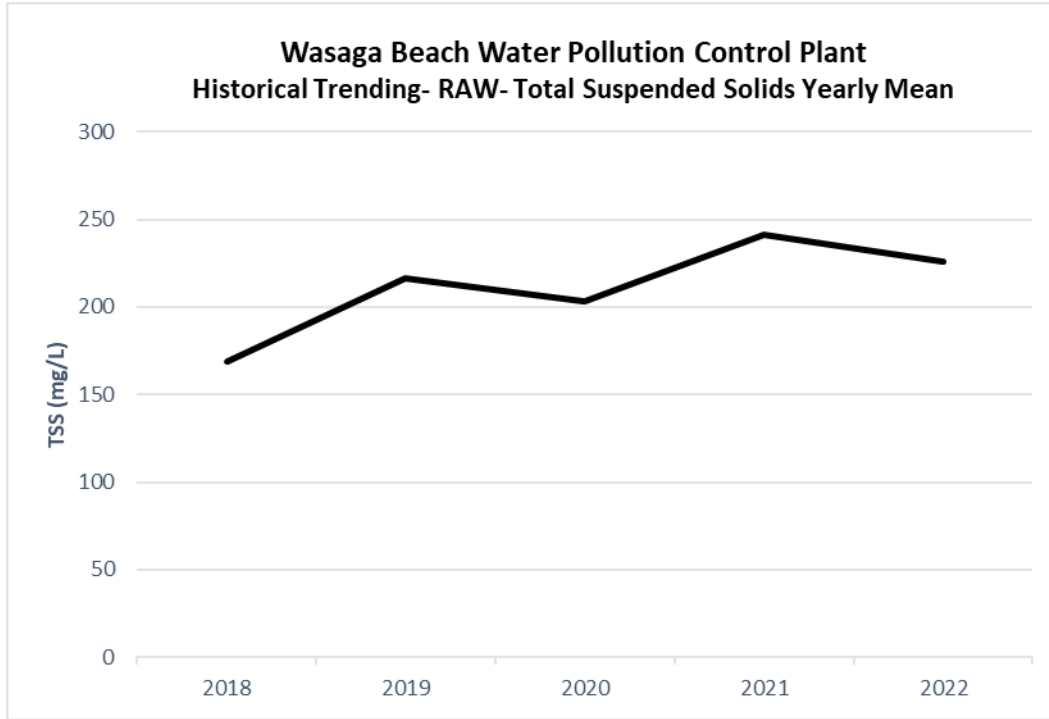
A review of the historical trends for influent sewage characteristics, shown in Graphs 1 to Graphs 4, indicate the following:

- BOD₅ – increase year-over-year in concentrations from 2018 to 2022. In 2018 BOD₅ concentration yearly average was 154.62 mg/L and has been gradually increasing to 213.83 mg/L in 2022. Refer to Graph 1 for trends.
- Total Suspended Solids – an overall increase in concentrations from 2018 to 2022. With a notable decrease in 2020 and peak (240 mg/L) yearly average concentrations in 2021. Since 2021, average annual concentrations have decreased and were 228 mg/L in 2022. Refer to Graph 2 for trends.
- Total Phosphorous - Concentrations over the last 5 years have fluctuated, with highest values occurring in 2018 and 2022. In 2019 concentrations started to decrease but have been steadily increasing year-over-year to 2022. Refer to Graph 3 for trends.
- Total Kjeldahl Nitrogen – Concentrations over the last 5 years have fluctuated, with highest values occurring in 2018 and 2022. In 2019 concentrations started to decrease but has been steadily increasing year-over-year to 2022. Refer to Graph 4 for trends.

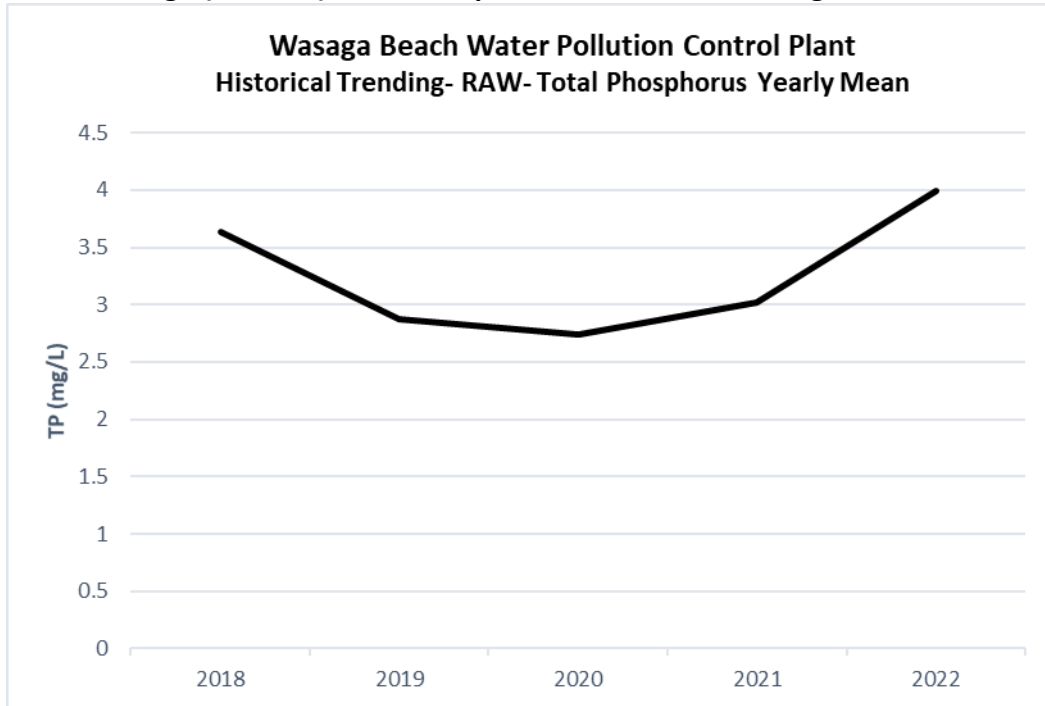
Graph 1. Raw Sewage (Influent) BOD₅ Historical Trending for 2018-2022



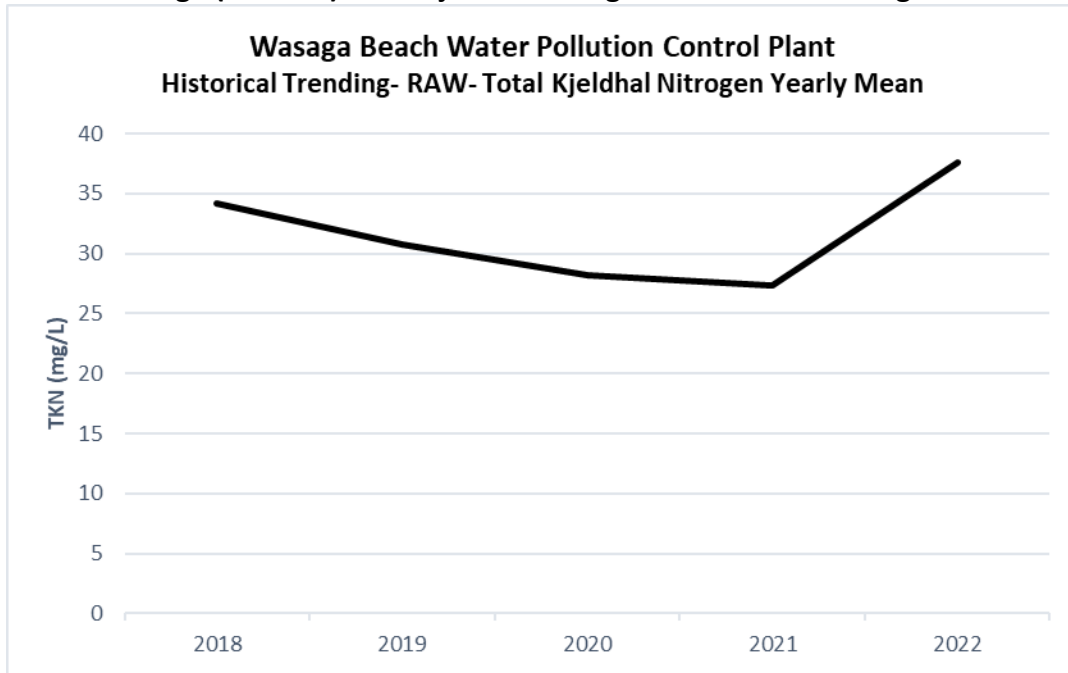
Graph 2. Raw Sewage (Influent) Total Suspended Solids Historical Trending for 2018-2022



Graph 3. Raw Sewage (Influent) Total Phosphorus Historical Trending for 2018-2022



Graph 4. Raw Sewage (Influent) Total Kjeldahl Nitrogen Historical Trending for 2018-2022



2.4 Raw Sewage (Influent) Flow: Summary and Interpretation of Reporting Year

The Rated Capacity listed in the most current ECA for Wasaga Beach WPCP is 15,433 cubic metres per day (m³/d). Typically the Rated Capacity listed in an ECA is determined based on the highest average annual flow during which the sewage treatment plant can consistently meet site specific effluent quality criteria (as per the Ontario Design Guidelines for Sewage Works); this is usually dictated by the most limiting treatment/process unit in the system. ECA No. 5669-BWJPYC, Section 6(1) requires the Owner to design and undertake everything practicable to operate the Sewage Treatment Plant in accordance with its objective so that (c) Annual Average Daily Influent Flow is within the Rated Capacity of the Sewage Treatment Plant.

The Peak Flow Rate is the maximum rate of sewage flow for which the plant or process unit was designed. Each process in the treatment system will have its own Peak Flow Rate. The Peak Flow Rate of a treatment system is determined by the process unit with the lowest Peak Flow Rate. For Wasaga Beach WPCP, the Plant Peak Flow Rate is limited by the Inlet Works, which has a Peak Flow Rate of 39,730 cubic metres per day (m³/d).

Based on the definition of the Rated Capacity, a single exceedance does not necessarily result in a non-compliance event, however, if a system continually exceeds its Rated Capacity, this could result in reduced treatment efficiency and lead to effluent objective exceedances.

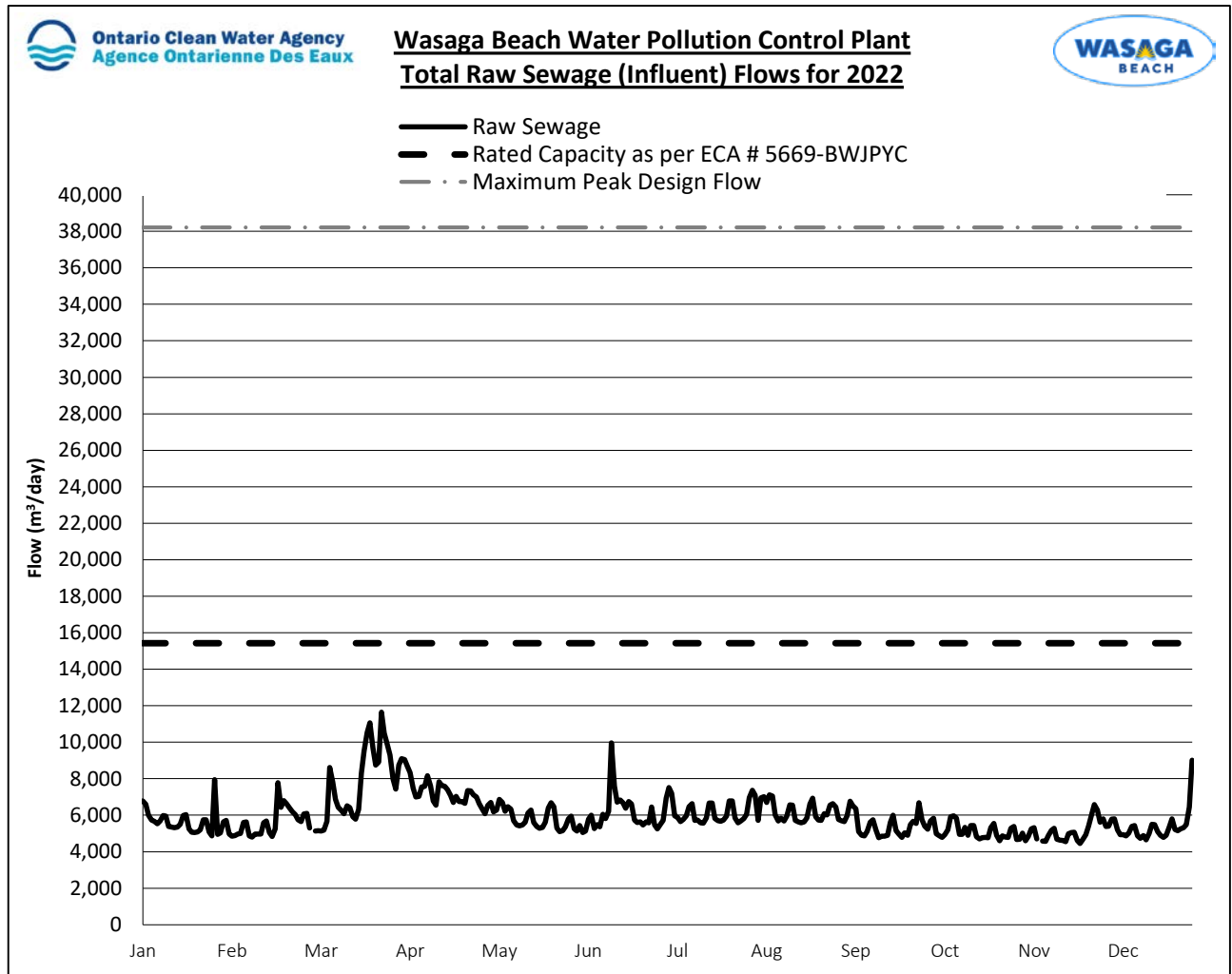
2.4.1 Comparison of Influent Flow to Rated Capacity and Plant Peak Flow Rate

The following table (Table 3) outlines the average and maximum daily raw sewage (influent) flow by month during the reporting period and the graph (Graph 5) shows the comparison of the influent flow data during the reporting period with the Rated Capacity and Plant Peak Flow Rate.

Table 3: 2022 Raw Sewage (Influent Flow) Average and Maximum Daily Flow Data with Comparison to the Rated Capacity

Month	Average Influent Flow (m ³ /day)	% of Rated Capacity (15,433 m ³ /d)	Peak Influent Flow (m ³ /day)	% of Rated Capacity (15,433 m ³ /d)	Total Volume (m ³)
January	5,522.19	35.8%	6,781.00	43.9%	171,188.00
February	5,609.61	36.4%	7,778.00	50.4%	157,069.00
March	7,763.55	50.3%	11,652.00	75.5%	240,670.00
April	7,253.60	47.0%	9,040.00	58.6%	217,608.00
May	5,857.03	38.0%	6,869.00	44.5%	181,568.00
June	6,038.13	39.1%	9,970.00	64.6%	181,144.00
July	6,176.84	40.0%	7,522.00	48.7%	191,482.00
August	6,208.90	40.2%	7,109.00	46.15	192,476.00
September	5,444.70	35.3%	6,769.00	43.9%	163,341.00
October	5,129.58	33.2%	5,968.00	38.7%	159,017.00
November	5,047.23	32.7%	6,575.00	42.6%	151,417.00
December	5,353.29	34.7%	9,022.00	58.8%	165,952.00
2022 Average	5,953.24	38.6%	11,652.00	75.5%	2,172,932.00

Graph 5: Daily Average Influent Flow Compared with the Rated Capacity and Maximum Peak Design Flow Rate for 2022

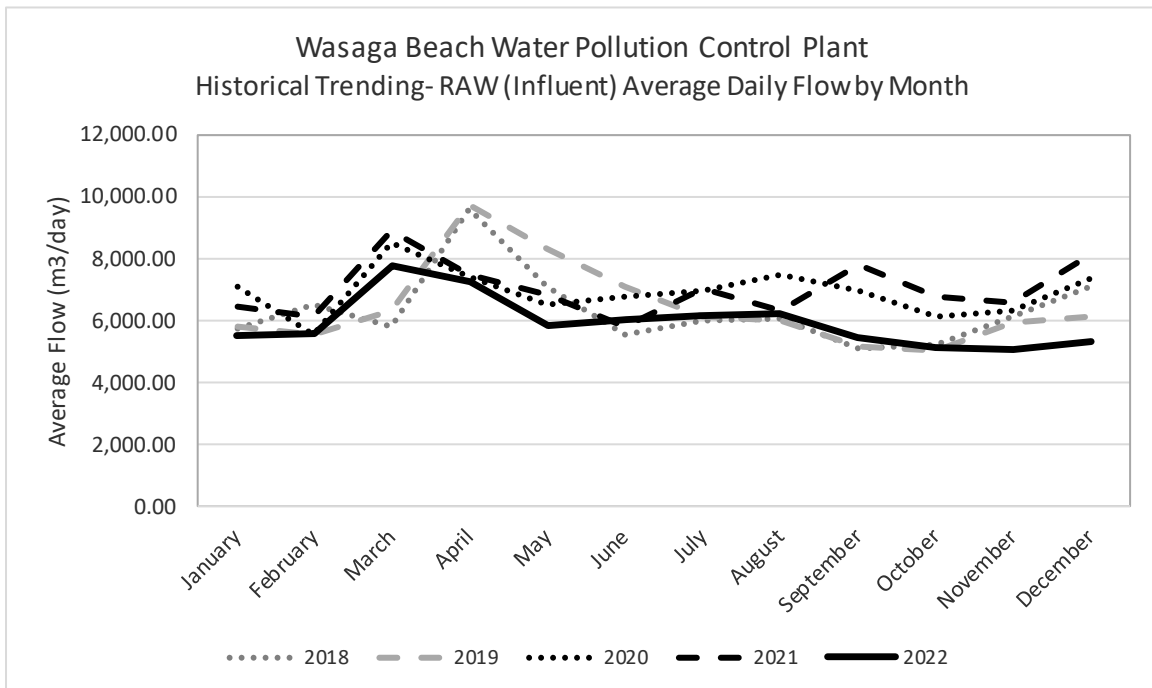


The average daily flow of 5,953.24 m³/day is based on the total flow for the reporting period divided by the number of operational days (i.e. 365) as per the “Average Daily Influent Flow” definition in the ECA. The average daily influent flow during the reporting period was 38.6% of the “Rated Capacity” or “Average Daily Influent Flow for which the Works are approved to handle”. The highest recorded peak flow event of 11,652.00 m³/day occurred on March 24, 2022 which was 75.5% of the Rated Capacity, caused by seasonally high temperatures and excess snow melt. Refer to *Appendix A* Annual Performance Report for more detail of the monthly and total raw influent flows at the facility.

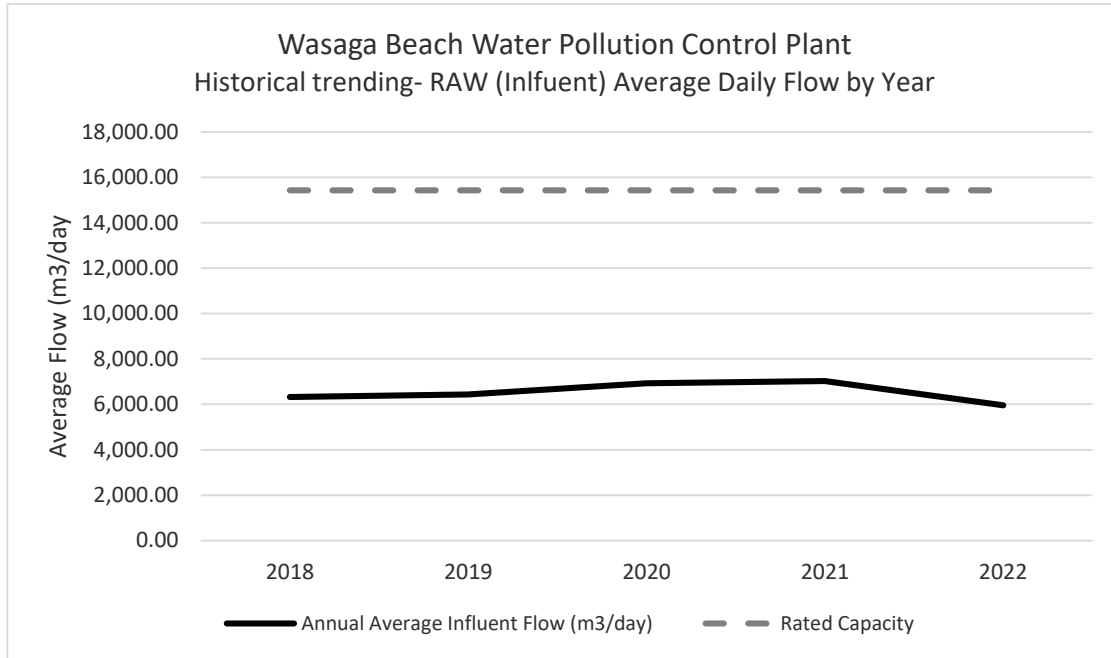
2.5 Influent Flow and Volume: Review of Historical Trends

The below graphs shows historical raw (influent) daily average flow by month (Graph 6) and by year (Graph 7) trending from 2018 to 2022. The graph shows that the average flows have remained fairly consistent. There is a consistent peak in the months of March - April which would represent warmer temperatures resulting in snow melt and seasonal precipitation.

Graph 6: Monthly Historical Trending of Daily Average Influent Flow for 2018 to 2022



Graph 7: Yearly Historical Trending of Daily Average Influent Flow for 2018 to 2022



The total raw sewage volume of wastewater treated in 2022 was 2,172,932.00 m³, which was a decrease from 2,566,069.00 m³ total raw sewage volume for 2021 and previous years. The annual average daily flow of raw sewage in 2021 was 7,030.33 m³/day which represented 45.6% of the rated capacity (15,433 m³/day) compared to 2022 where annual average daily flow of raw sewage was 5,953.24 m³/day.

3. Effluent Monitoring

Where ECA 5569-BWJPYC, section 11.4(b) requires:

“a summary and interpretation of all Final Effluent monitoring data, including concentration, flow rates, loading and a comparison to the design objectives and compliance limits in this Approval, including an overview of the success and adequacy of the Works”

3.1 Effluent ECA Monitoring Program

Where: Condition 7 is *“imposed to ensure that the Final Effluent discharged from the Works to the environment meets the Ministry's effluent quality requirements.”*

The following tables outline the effluent quality monitoring program at the Wasaga Beach WPCP including sampling points, frequencies, compliance limits and objectives as per its most current ECA. In addition to the monitoring program, in-house samples are collected and analyzed in the WPCP laboratory throughout the year to help with process performance monitoring, adjustment, and optimization.

Table 4: Water Quality Monitoring Program and Effluent Sampling Points- as per ECA 5669-BWJPYC Schedule D

Parameters	Sample Type	Minimum Frequency
Carbonaceous Biochemical Oxygen Demand (CBOD ₅) ^{4A}	24 hour composite	Monthly
Total Suspended Solids (TSS) ^{4A}	24 hour composite	Monthly
Total Phosphorous (TP) ^{4A}	24 hour composite	Weekly
Total Ammonia Nitrogen ^{4A}	24 hour composite	Weekly
E. coli ^{4A}	Grab	Weekly
pH	Grab/Probe/Analyzer	Weekly
Temperature	Grab/Probe/Analyzer	Weekly
Un-ionized Ammonia	As Calculated	Weekly

Note: pH and temperature of the Final Effluent shall be determined in the field at the time of sampling for Total Ammonia Nitrogen

Note: The concentration of un-ionized ammonia shall be calculated using the total ammonia concentration, pH and temperature using the methodology stipulated in "Ontario's Provincial Water Quality Objectives" dated July 1994, as amended.

^{4A} Refer to Appendix A 2022 Annual Performance Report for monthly sample results.

Table 5: Environmental Compliance Approval Final Effluent Compliance Limits- as per ECA 5669-BWJPYC- Schedule C

Parameter ^{5A}	Averaging Calculator	Concentration Limits
CBOD ₅	Annual Average Effluent Concentration	10.0 mg/L
CBOD ₅ Loading	Annual Average Daily Effluent Loading	154 kg/day
Total Suspended Solids	Annual Average Effluent Concentration	10.0 mg/L
Total Suspended Solids Loading	Annual Average Effluent Concentration	154 kg/day
Total Phosphorus	Monthly Average Effluent Concentration	0.20 mg/L
Total Phosphorus Loading	Monthly Average Daily Effluent Loading	3.1 kg/day
Total Ammonia Nitrogen (May 1 to Nov. 30)	Daily Effluent Concentration	1.1 mg/L
Total Ammonia Nitrogen Loading (May 1 to Nov. 30)	Individual Waste Loading	17.0 kg/day
Total Ammonia Nitrogen (Dec. 1 to Apr. 30)	Daily Effluent Concentration	5.0 mg/L
Total Ammonia Nitrogen Loading (Dec. 1 to Apr. 30)	Individual Waste Loading	77.2 kg/day
E.coli	Monthly Geometric Mean Density	^{5B} 200 CFU/100 mL
pH	Single Sample Result	between 6.0 to 9.5 inclusive

^{5A} Refer to Appendix A 2022 Annual Performance Report for monthly sample results.

^{5B} If the MPN method is utilized for *E. coli* analysis the limit shall be 200 MPN/100 mL

The ECA final effluent objective concentrations are outlined in the following table (Table 6).

Table 6: Environmental Compliance Approval Final Effluent Compliance Objectives- as per ECA 5669-BWJPYC- Schedule B

Parameters	Averaging Calculator	ECA Objectives
CBOD ₅ ^{6A}	Annual Average Effluent Concentration	5.0 mg/L
Total Suspended Solids ^{6A}	Annual Average Effluent Concentration	5.0 mg/L
Total Phosphorus ^{6A}	Monthly Average Effluent Concentration	0.15 mg/L
Ammonia + Ammonium (May 1 to Nov 30) ^{6A}	Daily Effluent Concentration	1.0 mg/L
Ammonia + Ammonium (Dec 1 to Apr 30) ^{6A}	Daily Effluent Concentration	4.0 mg/L
E.Coli ^{6A}	Monthly Geometric Mean Density	150 organisms/100 mL
pH	Single Sample Result	6.5 to 8.5 inclusive

Note: CBOD₅ is Carbonaceous Biochemical Oxygen Demand

^{6A} Refer to Appendix A 2022 Annual Performance Report for monthly sample results.

3.2 Effluent Monitoring Data: Summary and Interpretation of Reporting Year and Comparison to Objectives and Limits

A review of the effluent monitoring data shows that the following parameters were within the objectives (as applicable) and limits set out in the most current ECA for the duration of the 2022 reporting period:

- CBOD5 annual average concentrations
- CBOD5 annual average daily effluent loading
- Total Suspended Solids annual average daily effluent loading
- *E.coli*

A review of the effluent monitoring data shows that the following parameters were within the limits set out in the most current ECA for the duration of reporting period but were unable to meet the objectives in the following instances:

- Total Suspended Solids annual average concentrations
- pH in January, May, June, July, August and November

It should be noted that as per the ECA, the objectives are non-enforceable design objectives to be used as a mechanism to trigger corrective action proactively and voluntarily before environmental impairment occurs. Exceedances of objectives is not reportable.

A review of the effluent monitoring data shows that the following parameters were within the limits set out in the most current ECA for some of the reporting period with the exception of:

- Total Phosphorous monthly average concentration for February, March, April and August 2022
- Total Phosphorus monthly average daily effluent loading for March 2022
- Total Ammonia Nitrogen daily effluent concentration for January and February 2022

The TP monthly average concentrations exceeded the limit of 0.3 mg/L in February, March, April and August, 2022. See *Section 4.0 Operational Issues and Corrective Actions* for more details.

The TP monthly average daily effluent loading exceeded the limit of 3.1 kg/day in March 2022. See *Section 4.0 Operational Issues and Corrective Actions* for more details.

The TAN daily effluent concentration exceeded the December 1 to 30 limit of 5.0 mg/L in January and February 2022. See *Section 4.0 Operational Issues and Corrective Actions* for more details.

The following tables summarize monthly and annual data in comparison to the applicable ECA objectives and limits for the reporting period. Refer to *Appendix A 2022 Annual Performance Report* for a more detailed description of monthly sample results.

Table 7. Effluent Sampling Results: CBOD5 Concentration

Timeframe	Average (mg/L)	Within Limits? (10.0 mg/L)	Within Objectives? (5.0 mg/L)
2022	4.30	Yes	Yes

**As per the ECA, CBOD5 Concentration Averaging Calculator is an Annual Average Effluent Concentration.*

Table 8. Effluent Sampling Results: CBOD5 Loadings

Timeframe	Annual Average (kg/d)	Within Limits? (154 kg/d)
2022	26.5	Yes

**There are no CBOD5 loading objectives in the ECA*

**As per the ECA, CBOD5 Loading Averaging Calculator is an Annual Average Daily Effluent Loading.*

Table 9. Effluent Sampling Results: Total Suspended Solids Concentration

Timeframe	Total Suspended Solids		
	Annual Average (mg/L)	Within Limits? (10.0 mg/L)	Within Objectives? (5.0 mg/L)
2022	7.67	Yes	No

**As per the ECA, TSS Concentration Averaging Calculator is an Annual Average Effluent Concentration.*

Table 10. Effluent Sampling Results: Total Suspended Solids Loadings

Timeframe	Total Suspended Solids Loadings	
	Annual Average (kg/d)	Within Limits? (154 kg/d)
2022	47.24	Yes

**There are no TSS loading objectives in the ECA*

**As per the ECA, TSS Loading Averaging Calculator is an Annual Average Daily Effluent Loading.*

Table 11. Effluent Sample Results: Total Phosphorus Concentrations

2022	Monthly Average (mg/L)	Within Limit? (0.2 mg/L)	Within Objectives? (0.15 mg/L)
January	0.16	Yes	No
February	0.43	No	No
March	0.50	No	No
April	0.24	No	No
May	0.16	Yes	No
June	0.10	Yes	Yes
July	0.11	Yes	Yes
August	0.21	No	No
September	0.12	Yes	Yes
October	0.09	Yes	Yes
November	0.07	Yes	Yes
December	0.12	Yes	Yes
2022	0.19	n/a	n/a

**As per the ECA, TP Concentration Averaging Calculator is a Monthly Average Effluent Concentration*

Table 12. Effluent Sample Results: Total Phosphorus Loadings

Timeframe	Total Phosphorus Loadings	
	Monthly Average (kg/d)	Within Monthly Limits? (3.1 kg/d)
January	0.890	Yes
February	2.468	Yes
March	4.017	No
April	1.832	Yes
May	0.972	Yes
June	0.631	Yes
July	0.721	Yes
August	1.328	Yes
September	0.652	Yes
October	0.491	Yes

November	0.363	Yes
December	0.640	Yes
2022	1.25	n/a

*There are no Total Phosphorus loading objectives in the ECA

*As per the ECA, TP Loading Averaging Calculator is a Monthly Average Daily Effluent Loading.

Table 13. Effluent Sample Results: Total Ammonia Nitrogen

2022	Minimum (mg/L)	Maximum (mg/L)	Monthly Average (mg/L)	Number of Limit Exceedances (May 1 to Nov 30 = 1.1 mg/L) (Dec 1 to Apr 30 = 5.0 mg/L)	Number of Objective Exceedances (May 1 to Nov 30 = 1.0 mg/L) (Dec 1 to Apr 30 = 4.0 mg/L)
January	0.10	6.90	1.90	1	1
February	1.90	6.30	3.65	1	1
March	0.60	4.30	1.63	0	1
April	0.40	1.20	0.80	0	0
May	0.10	0.40	0.25	0	0
June	0.10	0.20	0.12	0	0
July	0.10	0.20	0.12	0	0
August	0.20	0.40	0.24	0	0
September	0.10	0.20	0.12	0	0
October	0.10	0.20	0.15	0	0
November	0.10	0.10	0.10	0	0
December	0.10	2.20	0.62	0	0
2022	0.10	6.90	0.80	N/A	N/A

*As per the ECA, TAN Averaging Calculator is a Daily Effluent Concentration

Table 14. Effluent Sample Results: E.Coli

2022	E.Coli		
	^{14A} Mean Geometric Density (orgs/100mL)	Within Limits? (200 orgs/100mL)	Within Objectives? (150 orgs/100mL)
January	10.23	Yes	Yes
February	88.35	Yes	Yes
March	90.59	Yes	Yes
April	3.78	Yes	Yes
May	3.13	Yes	Yes
June	<2.00	Yes	Yes
July	<2.00	Yes	Yes
August	<2.00	Yes	Yes
September	<2.00	Yes	Yes

October	1.68	Yes	Yes
November	<2.00	Yes	Yes
December	<2.00	Yes	Yes

^{14A}As per the ECA, E.coli Averaging Calculator is Monthly Mean Geometric Density.

Table 15. Effluent Sample Results: pH

Timeframe	Min.	Max.	Within Limits? (6.0 – 9.5)	Within Objectives? (6.5 – 8.5)
January	6.41	7.17	Yes	No
February	6.60	6.92	Yes	Yes
March	6.55	6.99	Yes	Yes
April	6.57	6.87	Yes	Yes
May	6.23	6.77	Yes	No
June	6.28	7.02	Yes	No
July	6.21	6.85	Yes	No
August	6.18	6.83	Yes	No
September	6.57	6.81	Yes	Yes
October	6.52	6.80	Yes	Yes
November	6.49	6.92	Yes	No
December	6.57	6.91	Yes	Yes

*As per the ECA, pH Averaging Calculator is a Single Sample Result

3.3 Effluent Flow: Summary and Interpretation of Reporting Year

The following table (Table 16) outlines the final effluent average and peak daily flow data in 2022 and the graph (Graph 8) shows the final effluent average daily and peak daily final effluent flow by month for the reporting year.

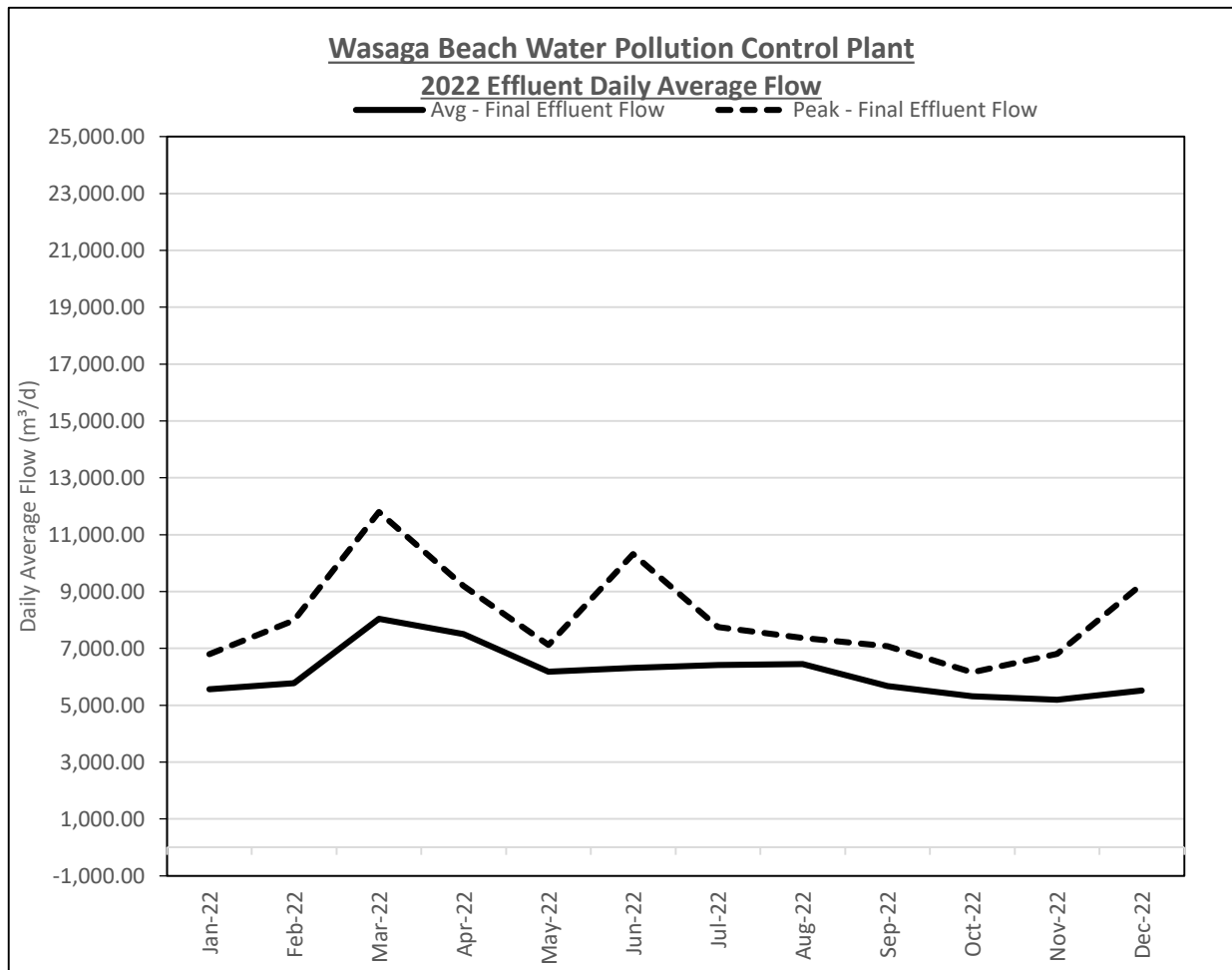
Table 16: Final Effluent Average Daily and Peak Flow Data by month for 2022

Month	Average Effluent Flow (m ³ /day)	Peak Effluent Flow (m ³ /day)	Total Effluent Volume (m ³)
January	5,565.58	6,791.00	172,533.00
February	5,773.82	7,985.00	161,667.00
March	8,034.94	11,802.00	249,083.00
April	7,506.53	9,200.00	225,196.00
May	6,173.06	7,116.00	191,365.00
June	6,312.63	10,312.00	189,379.00
July	6,411.35	7,746.00	198,752.00
August	6,445.29	7,372.00	199,804.00
September	5,673.53	7,072.00	170,206.00
October	5,312.19	6,158.00	164,678.00

Month	Average Effluent Flow (m ³ /day)	Peak Effluent Flow (m ³ /day)	Total Effluent Volume (m ³)
November	5,188.60	6,804.00	155,658.00
December	5,513.48	9,250.00	170,918.00
2022	6,162.00^{3A}	11,802.00	2,249,239.00

^{3A}The annual average daily flow of 6,162.00, is based on the total flow for 2022 divided by the number of operational days in 2022 as per the "Average Daily Effluent Flow" definition of the ECA

Graph 8: 2022 Average Daily and Peak Daily Final Effluent Flow by Month for 2022



The average daily final effluent flow for the 2022 reporting period was 6,162.00 m³/day. Overall, effluent flows remained consistent with raw sewage intake. See section *Comparison of Influent Flow Data with Rated Capacity and Tertiary Treatment Capacity (Peak Flow Rate)* for more information on the influent flow data for the works during the reporting period.

3.4 Success and Adequacy of the Works

In 2022, the Wasaga Beach WWTP produced effluent with the following removal rates:

Parameter	Average Removal Rate for 2022
Carbonaceous Biochemical Oxygen Demand	98.20%
Total Suspended Solids	96.99%
Total Phosphorus	95.10%

During the reporting period, the Wasaga Beach WPCP provided overall effective wastewater treatment, producing final effluent with average removal rates for CBOD5, Total Suspended Solids, and Total Phosphorus greater than 95.1% based on annual averages.

The bacteriological quality of the effluent complied with the ECA monthly geometric mean density of less than 200 *E.Coli* organisms per 100 mL sample of effluent discharged from the plant. The range of monthly geometric mean density of organisms for 2022 was between less than 2 and 88.35 organisms per 100 mL, which is an indication of effective effluent disinfection. The annual geometric mean density of organisms in 2022 was 17.20 organisms per 100 mL.

Based on the monitoring program and effluent quality data, the Wasaga Beach WPCP provided effective treatment for the majority of the 2022 reporting period. Refer to *Appendix A* for more detail on the annual and monthly effluent quality results. For the greater part of the reporting year, Wasaga Beach WPCP was in compliance with all of the effluent concentration and loading limits for the reporting year. However, from the end of January to mid-April, 2022 the plant did experience operational issues and a significant process upset which resulted in a number of ECA concentration limit and objective exceedances. See *Section 4. Operational Issues and Corrective Actions* for further details.

4. Operational Issues and Corrective Actions

ECA 5569-BWJPYC, section 11.4(c) requires:

“a summary of all operating issues encountered and corrective actions taken;”

The Wasaga Beach WPCP experienced operating issues during the following time periods:

- January 26, 2022 - Exceedance of ECA concentration limit for Total Ammonia Nitrogen.
- February 9, 2022 - Exceedance of ECA concentration limit for Total Ammonia Nitrogen.
- February, 2022- Exceedance of Monthly ECA concentration limit for Total Phosphorus
- March, 2022- Exceedance of Monthly ECA concentration limit for Total Phosphorus
- April, 2022- Exceedance of Monthly ECA concentration limit for Total Phosphorus
- August, 2022- Exceedance of Monthly ECA concentration limit for Total Phosphorus

Specific details regarding the issues, cause and corrective actions taken can be found in the tables below.

Table 17: January 26, 2022 Exceedance of ECA Concentration Limit (TAN) 2022

Date(s): January 26, 2022
Operating Issue: <ul style="list-style-type: none"> • Exceedance of ECA concentration limit for Total Ammonia Nitrogen. • As per Schedule C: Final Effluent Compliance Limits, Total Ammonia Nitrogen daily effluent concentration limit is 5.0mg/L (Dec 1-Apr 30). • Weekly sample taken produced a concentration of 6.9 mg/L.
Cause: <ul style="list-style-type: none"> • It was suspected that normal wasting practices, in combination with extreme cold weather warnings in place for Wasaga Beach, caused the aeration tank temperatures the drop to low 8 degrees C and into the 7 degree C range on one or more days throughout January. • Optimum temperature range of wastewater biological process is 12-18 degrees Celsius, and the lowest temperature being 10 degrees before the cold temperatures cause a disruption to the biological processes and sludge blanket due to decreased metabolic rate.
Corrective Action: <ul style="list-style-type: none"> • After reviewing the wasting volumes of the facility from December and January, the weekly average wasting volumes to maintain Mixed Liquor Suspended Solids did not appear to be out of line with the typical acceptable increase in wasting volume of 10% per week without disruption to the biological processes. • OCWA continued to monitor in-house laboratory results/weekly laboratory results and adjusted wasting activities when needed to ensure TAN did not continue to exceed compliance limits. • OCWA looked into the option of sourcing a bioaugmentation product that boosts the biology within the system.
Reporting Summary: <ul style="list-style-type: none"> • February 2, 2022 - verbal notification of non-compliance was reported to the MECP-Barrie District Office • A written notification of non-compliance was provided on February 4, 2022.

Table 18: February 9, 2022 Exceedance of ECA Concentration Limit (TAN) 2022

Date(s): February 9, 2022
Operating Issue: <ul style="list-style-type: none"> • Exceedance of ECA concentration limit for Total Ammonia Nitrogen. • As per Schedule C: Final Effluent Compliance Limits, Total Ammonia Nitrogen daily effluent concentration limit is 5.0mg/L (Dec 1-Apr 30). • Weekly sample taken produced a concentration of 6.3 mg/L.
Cause: <ul style="list-style-type: none"> • On-going issues with disruption to the biological processes which can take awhile for the biomass to restabilize and in the process of waiting for it to restabilize cause further

non-compliance issues/exceedances
<p>Corrective Action:</p> <ul style="list-style-type: none"> • In house TAN results never showed a compliance exceedance of TAN and Ammonia Loading for February 9 was 32.1kg/day, below ECA limits (77.2kg/day) and objective limits (61.7kg/day). • OCWA made several operational changes and upgrades including upgrading the alum dosing system chemical feed panel and a PRV was installed, digester air was balanced and SCADA has been optimized to improve how the turbo blower operates. • The aeration tanks appeared visually better, with significantly less scum on the surface. OCWA looked into the option of sourcing a bioaugmentation product that boosts the biology within the system. • On Monday February 7, 2022 disk filter #1 was commissioned. • OCWA also consulted with the POTS team (Process Optimization Team) who are assisted with further corrective actions. Advised that using a bioaugmentation product to boost biology would not be beneficial due to the temperatures at that time of year. • POTS Team recommend the use of seed sludge from a nearby WWTP to boost the nitrifying bacteria inventory- seed sludge to be imported February 16, 2022
<p>Reporting Summary:</p> <ul style="list-style-type: none"> • February 14, 2022 - verbal notification of non-compliance was reported to the MECP- Barrie District Office • A written notification of non-compliance was provided on February 16, 2022.

Table 19: February, 2022 Exceedances of ECA Concentration and Loading Limit (TP) 2022

Date(s): February, 2022 (monthly average concentration)
<p>Operating Issue:</p> <ul style="list-style-type: none"> • Exceedance of monthly ECA concentration limit for Total Phosphorus for February, 2022 • Exceedance of monthly ECA concentration limit for Total Phosphorus Loadings for February, 2022 • As per Schedule C: Final Effluent Compliance Limits, TP monthly effluent concentration limit is 0.2mg/L. • Weekly samples taken for the month produced an average concentration of 0.43 mg/L. • As per Schedule C: Final Effluent Loading Limits, TO Loadings exceeded the monthly average daily effluent loading limit of 3.1kg/d. • Monthly Average Daily Effluent Loading for TP for February produced a concentration of 4.017kg/d
<p>Cause:</p> <ul style="list-style-type: none"> • On-going issues with disruption to the biological processes which can take awhile for the biomass to restabilize and in the process of waiting for it to restabilize cause further non-compliance issues/exceedances.
<p>Corrective Action:</p> <ul style="list-style-type: none"> • Seed sludge was used to boost biological productivity on February 16, 2022 but can take

<p>up to 19-31 days to see improvements (standard retention time (SRT)).</p> <ul style="list-style-type: none"> Improvements were seen in the final effluent since seeding but a decrease in effluent quality (specifically TSS and TP), following some improvement, which is related most likely the immediate to tail end of the biomass loss surfacing. OCWA continued to monitor effluent parameters with in-house and weekly sampling and make process adjustments as necessary. POTs Team advised to continue to monitor the situation and allow time for the processes to rebound naturally over time. OCWA also preformed investigative raw water sampling to determine if incoming raw sewage had higher than normal BOD₅ and TKN concentrations.
<p>Reporting Summary:</p> <ul style="list-style-type: none"> March 4, 2022 - verbal notification of non-compliance was reported to the MECP-Barrie District Office A written notification of non-compliance was provided on March 4, 2022.

Table 20: March, 2022 Exceedance of ECA Concentration Limit (TP) 2022

<p>Date(s): March, 2022 (monthly average concentration)</p>
<p>Operating Issue:</p> <ul style="list-style-type: none"> Exceedance of monthly ECA concentration limit for Total Phosphorus for March, 2022 As per Schedule C: Final Effluent Compliance Limits, TP monthly effluent concentration limit is 0.2mg/L. Weekly samples taken for the month produced an average concentration of 0.49 mg/L.
<p>Cause:</p> <ul style="list-style-type: none"> On-going issues with disruption to the biological processes which can take awhile for the biomass to restabilize and in the process of waiting for it to restabilize cause further non-compliance issues/exceedances.
<p>Corrective Action:</p> <ul style="list-style-type: none"> POTs Team advised to continue to monitor the situation and allow time for the processes to rebound naturally over time. Should take two full SRT cycles (Mid-April) for the plant to be back within compliance Following seeding in February, there were signs of improvement to all final effluent parameters. However, towards the end of February and early March, the POTs team did indicate that a decrease in effluent quality (TSS and TP specifically) could be expected, followed by improvements, which the WPCP did experience. No further recommendations for additional process changes were advised by the POT. Investigative raw water shower for a period in February and March that the incoming Raw TSS and BOD₅ were significantly higher this time of year than experienced in the past. The excessive raw concentrations coupled with the biological issues experienced may have also been a factor to consider when explaining the ECA Limit exceedances for TP.

Reporting Summary:

- April 8, 2022 - verbal notification of non-compliance was reported to the MECP-Barrie District Office
- A written notification of non-compliance was provided on April 8, 2022.

Table 21: April, 2022 Exceedance of ECA Concentration Limit (TP) 2022

Date(s): April, 2022 (monthly average concentration)
<p>Operating Issue:</p> <ul style="list-style-type: none"> • Exceedance of monthly ECA concentration limit for Total Phosphorus for April, 2022 • As per Schedule C: Final Effluent Compliance Limits, TP monthly effluent concentration limit is 0.2mg/L. • Weekly samples taken for the month produced an average concentration of 0.27 mg/L.
<p>Cause:</p> <ul style="list-style-type: none"> • On-going issues with disruption to the biological processes which can take awhile for the biomass to restabilize.
<p>Corrective Action:</p> <ul style="list-style-type: none"> • In-house lab analysis and weekly third party effluent testing showed that since 2 full SRT cycles, final effluent parameter concentrations are improving and the plant was naturally rebounding. • TAN remained below ECA Limits and Objective Concentrations consistently since seeding in February. • CBOD₅ was in compliance of ECA Limits within 1 SRT cycle and just slightly above objective limits within 2 SRT cycles (was averaging 7.5mg/L and dropping with each weekly sample). • Total Suspended Solids peaked in early March at 26.0mg/L but began decreasing steadily, and after the 2 full SRT cycles. • TSS during the April 27 weekly sample was below ECA Limits at 7 mg/L. • TP which is directly linked to the TSS Concentrations, peaked in early March as well and was steadily decreasing since. After 2 full SRT cycles, the April 27 weekly sample for TP was below ECA Limits and Objectives at 0.13 mg/L. • Similar trending was seen in the in-house lab results. • The entire plant was in compliance with the ECA Limits and Objectives by the middle to end of May.
<p>Reporting Summary:</p> <ul style="list-style-type: none"> • May 5, 2022 - verbal notification of non-compliance was reported to the MECP-Barrie District Office • A written notification of non-compliance was provided on May 8, 2022.

Table 22: August, 2022 Exceedance of ECA Concentration Limit (TP) 2022

Date(s): April, 2022 (monthly average concentration)
Operating Issue:

<ul style="list-style-type: none"> • Exceedance of monthly ECA concentration limit for Total Phosphorus for August, 2022 • As per Schedule C: Final Effluent Compliance Limits, TP monthly effluent concentration limit is 0.2mg/L. • Weekly samples taken for the month produced an average concentration of 0.21 mg/L.
<p>Cause:</p> <ul style="list-style-type: none"> • Increased wasting activities and the loss of effective settling time caused an increase in TSS and TP in secondary effluent. • Typically alum dosing could be increased to correct the issue, however due to the Filter Upgrade project, operations staff lost the ability to dose alum in advance of the filters until further assessed by the design consultants.
<p>Corrective Action:</p> <ul style="list-style-type: none"> • There were five weekly sample results from August 3, 10, 17, 24 and 31 in which TP results were 0.14, 0.16, 0.21, 0.28 and 0.24 mg/L respectively. • Decreased wasting to correct increased wasting activities • Reducing Return Activate Sludge rate to increase the sludge blanket depth • Increase settling time, increasing alum dosage at aeration tank outfalls. • Approved budget to investigate and implement automatic wasting at the plant (currently in progress).
<p>Reporting Summary:</p> <ul style="list-style-type: none"> • September 8, 2022 - verbal notification of non-compliance was reported to the MECP- Barrie District Office • A written notification of non-compliance was provided on September 8, 2022.

5. Maintenance Activities

Where ECA 5569-BWJPYC, section 11.4(d) requires:

“a summary of all normal and emergency repairs and maintenance activities carried out on any major structure, equipment, apparatus or mechanism forming part of the Works;”

5.1 Work Management System

Planned maintenance, including scheduled and non-scheduled maintenance activities are scheduled using a computerized Work Management System (WMS) that allows user to:

- Enter detailed asset information
- Generate and process work orders
- Access maintenance and inspection procedures
- Plan, schedule, and document all asset related tasks and activities
- Access maintenance records and asset histories

Work Orders are automatically generated by the WMS program and are assigned to the applicable Operations staff accordingly.

Please refer to *Appendix B* for a complete summary of preventative maintenance work orders completed during the reporting period.

5.2 Preventative Maintenance Activities

The preventative maintenance tasks completed throughout the reporting period are as follows:

- Monthly panel, alarm and natural and diesel generator testing
- Monthly blower inspections
- Monthly Disk Filter and UV inspection and servicing
- Annual valve/backflow Inspection/Serviceing
- Annual generator inspections and load testing
- Annual calibrations (flow meters, gas detectors, pH meters, D.O. probes etc.)
- Annual lifting device inspection
- Annual pump stations inspections and servicing

5.3 Emergency Repairs and Improvements

There were a number of repairs and/or improvements completed throughout the reporting period. They are as follows:

- Annual sludge haulage and disposal costs
- Purchase of XLR8 for odour control of biosolids digester complex
- WPCP Disk Filters Project/Upgrades- Filter Start-ups
- WPCP Biosolids Complex Upgrades
- Barscreen Refurbishments
- WPCP UB System Design Work
- WPCP Capacity Assessment Study
- Sludge Transfer Seal Replacement
- Equalization Gate Valve Replacement
- SPS#3 Pump Repairs
- SPS#9 Pump Refurbishment
- SPS #8 Pump Repairs
- SPS #6 Hydro Meter Base Repairs
- SPS #7 Pump Repairs
- SPS #19 Pump Repairs
- SPS #11 Pump Repairs
- Supernate Pump #2 Hour Meter Replacement
- HMI Screen Replacement
- Inlet Building Fixed Gas Sensor Repair
- WPCP Septage Loading Line Repairs
- WPCP RAS #1 Flow Meter Replacement
- WPCP Admin Building Roof Replacement

- WPCP Clarifiers 1 & 4 reassembly
- WPCP Low-Lift Pump #2 Repairs
- SPS#3 Shutdown and New Forcemain Tie-in
- WPCP Barscreen Scraper Repairs
- WPCP Tree Removal
- WPCP Power transformer Curbing, Gravel and Fuses
- WPCP Inlet Building Rooftop HVAC Repairs

Please refer to *Appendix B* for a complete summary of repairs and maintenance work orders completed during the reporting period.

6. Effluent Quality and Control Assurance

ECA 5569-BWJPYC, section 11.4(e) requires:

“a summary of any effluent quality assurance or control measures undertaken;”

Quality assurance and control measures undertaken during the reporting period include adherence to provincial regulations, use of accredited laboratories, operation of the system by licensed operators, scheduled sampling and analysis, in-house laboratory analysis and calibration of equipment. The sections below provide further details of these measures.

6.1 Adherence to Provincial Regulations

The Ontario Clean Water Agency (OCWA) operates the Wasaga Beach Wastewater Treatment Plant in accordance with provincial regulations.

6.2 Use of Accredited Laboratories

During the reporting period, all chemical sample analyses were conducted by SGS (Lakefield) Canada Inc.; a laboratory audited by the Canadian Association for Laboratory Accreditation Inc. (CALA) and accredited by the Standards Council of Canada (SCC). Accreditation ensures that the laboratory has acceptable laboratory protocols and test methods in place. It also requires the laboratory to provide evidence and assurances of the proficiency of the analysts performing the test methods.

6.3 Operation by Licensed Operators

The WPCP was operated and maintained by licensed operators. The mandatory licensing program for operators of sewage treatment facilities in Ontario is regulated under the Ontario Water Resources Act (OWRA) Regulation 435/93 and Ontario Regulation 129/04. A Licensed individual has successfully passed the licensing exam and meets the education and experience requirements set out in the regulation.

6.4 Sampling and Analysis

The Ontario Clean Water Agency followed a sampling and analysis schedule that meets the requirements of the ECA.

6.5 In-house Analysis

In-house samples were collected and analyzed at the WPCP laboratory throughout the year in order to support process performance monitoring, adjustment, and optimization. In-house analysis were conducted by licensed operators for monitoring purposes using Standard Methods. The data generated from these tests was used to determine the treatment efficiency while maintaining process control. All in-house monitoring equipment was calibrated based on the manufacturer's recommendations. The Operators of the facility continue to use their expertise in order to meet our objective of no exceedances of the ECA Effluent Compliance Objective and Compliance Limits and OCWA will continue to make best efforts to meet the ECA Effluent Objectives and Compliance Limits.

6.6 Calibrations

Third-party and in-house calibrations were completed on various equipment and monitoring and analysis items as required based on manufacturer's recommendations. Refer to Section 7 for more information regarding calibration of monitoring equipment.

7. Calibration of Monitoring Equipment

ECA 5569-BWJPYC, section 11.4(f) requires:

"a summary of the calibration and maintenance carried out on all Influent, Imported Sewage and Final Effluent monitoring equipment to ensure that the accuracy is within the tolerance of that equipment as required in this Approval or recommended by the manufacturer;"

As per Section 9(4)(a)(b)(c) of the ECA, the flowmeters used to measure influent flow to the Sewage Treatment Plant by a continuous flow measuring device and final effluent flow discharged from the Sewage Treatment plant by a continuous flow measuring device were calibrated on July 21, 2022 by Indus Control. All flow meters passed verification and the measurements we listed as "works within specification". Refer to *Appendix C* for a copy of the calibration records.

There was no imported sewage received for co-treatment at Wasaga Beach WPCP for the reporting period.

8. Effluent Objective Results and Efforts

ECA 5569-BWJPYC, section 11.4(g) requires:

"a summary of efforts made to achieve the design objectives in this Approval, including an assessment of the issues and recommendations for pro-active actions if any are required under the following situations:

- i. when any of the design objectives is not achieved more than 50% of the time in a year, or there is an increasing trend in deterioration of Final Effluent quality;*
- ii. when the Annual Average Daily Influent Flow reaches 80% of the Rated Capacity;"*

Where: Condition 6 is “imposed to establish non-enforceable effluent quality objectives which the Owner is obligated to use best efforts to strive towards on an ongoing basis. These objectives are to be used as a mechanism to trigger corrective action proactively and voluntarily before environmental impairment occur and before the compliance limits of Condition 7 are exceeded.”

8.1 Effluent Quality Design Objectives and Annual Average Daily Influent Flow

The following table summarizes the percentage of time in the reporting period the design objectives were achieved:

Table 23: Percentage of Time Design Objectives were Achieved in 2022

Parameter	% of Time Objectives were Achieved
CBOD ₅	70
Total Suspended Solids	63
Total Phosphorus	61
Ammonia + Ammonium (May 1 to Nov 30)	100
Ammonia + Ammonium (Dec 1 to Apr 30)	86
<i>E. coli</i>	99
pH	90

**Percentage calculated based on number of samples collected during the reporting period*

Design Objectives were achieved for more than 50% of the time in 2022 for all of the above listed parameters. The specific results of the parameters are summarized in Tables 7 to 15 and detailed results can be found in *Appendix A*.

As per Schedule B of ECA 5669-BWJPYC, there are no listed loading objectives for CBOD₅, Total Suspended Solid, Total Phosphorus or Total Ammonia Nitrogen. Schedule C of the ECA only provides Loading Limits.

As per Table 3, the Annual Average Daily Influent Flow for 2022 was 5,953.24 m³/day or 38.6% of the Rated Capacity (15,433 m³/day) and there were no days during the reporting period where influent flows exceeded the Rated Capacity, indicating that at this time, no proactive actions are required in regards to addressing flows.

As per ECA 5669-BWJPYC, Section 6 (1)(b), OCWA used their best efforts to ensure that the Effluent was essentially free of floating and settleable solids, and did not contain oil or any other substance in amounts sufficient to create a visible film or sheen or foam or discolouration on the receiving waters throughout the reporting period.

8.2 Efforts Made to Achieve Design Objectives, Assessment of Issues and Recommendations for Proactive Actions

Despite best efforts, objectives for final effluent were not met due to the loss of biological processes experienced between the end of January and April, 2022. *See section 4. Operational Issues and Corrective actions for more details.* In all circumstances where objectives and limits were not met, OCWA utilized additional resources and expertise from the internal Process and Optimization Team (POTS) and/or external contractors in an effort to regain objective and compliance limits. Below is a breakdown of each parameter and when objective limits were not met for the reporting year.

8.2.1 CBOD₅

Carbonaceous Biochemical Oxygen Demand (CBOD₅) as per the Schedule D Monitoring Program in the ECA is required to be sampled on a monthly basis. As a proactive approach to sampling, OCWA has been sampling CBOD₅ on a bi-weekly basis. Schedule B lists the Final Effluent Design Concentration Objectives and Schedule C lists the Final Effluent Concentration Compliance Limits. During the month of January, CBOD₅ was within the objective and compliance limits listed in the ECA. Samples taken on February 2 was above both the compliance and objective limit at 11.0 mg/L. The sample taken on February 16, was above the objective limit at 6.0 mg/L but below the compliance limit. Samples taken on March 2, 16 and 30 were 10.0, 12.0 and 9.0 mg/L respectively, with the march 16 sample being over both the objective and compliance limit and the March 2 and 30 sample being above the objective but below the compliance limit. Samples taken on April 13 and April 27 were 8.0 and 7.0 mg/L, both above the objective limit but below the compliance limit. For CBOD₅, all objective exceedances recorded from January to May were a direct result of the disruption of biological processes experienced earlier in the reporting year. *See section 4. Operational Issues and Corrective actions for more details.* For the remainder of the reporting period, CBOD₅ operated within both the objective and compliance limit, with the exception of a single sample exceedance on December 14, 2022 which was 8.0 mg/L. There was no discernable reason as to why CBOD₅ exceeded the objective, as all other parameters were with the objective. Remaining samples were within the objective limits for December, 2022. Overall, CBOD₅ is reportable as per Schedule C of the ECA on an Annual Average Effluent Concentration with 5.0 mg/L being the objective limit for the year and 10.0 mg/L being the compliance limit for the year. In 2022, the CBOD₅ Annual Average was 4.30 mg/L below both the objective and compliance limit.

8.2.2 Total Suspended Solids

Total Suspended Solids (TSS) as per the Schedule D Monitoring Program in the ECA is required to be sampled on a monthly basis. As a proactive approach to sampling, OCWA has been sampling TSS on a bi-weekly basis. Schedule B lists the Final Effluent Design Concentration Objectives and Schedule C lists the Final Effluent Concentration Compliance Limits. Samples taken on January 5 and 19, were above the objective limit at 8.0 and 9.0 mg/L but below the compliance limit. Samples taken on February 2 and 16 were above both the objective and compliance limit at 18.0 and 13.0 mg/L. Samples taken on March 2, 16 and 30 were above both

the objective and compliance limits at 26.0, 24.0 and 15.0 mg/L respectively. Samples taken on April 13 were above both the objective and compliance limits at 21.0 mg/L and the sample taken on April 27 was above the objective limit at 7.0 mg/L but below the compliance limit. In May, a single sample objective limit exceedance was recorded on May 25, at 8.0 mg/L. All other months (June to December) TSS was within both the compliance and objective limits. For TSS, all objective exceedances recorded from January to May were a direct result of the disruption of biological processes experienced earlier in the reporting year. *See Section 4. Operational Issues and Corrective Actions for more details.*

Overall, TSS is reportable as per Schedule C of the ECA on an Annual Average Effluent Concentration with 5.0 mg/L being the objective limit for the year and 10.0 mg/L being the compliance limit for the year. In 2022, the TSS Annual Average was 7.67 mg/L above the objective but below compliance limit, caused by the high values experienced in the earlier part of the reporting period. In 2021 and into 2022, the Wasaga Beach WPCP underwent a tertiary filter upgrade, and was completed in August, 2022. Since the improvement to the upgraded infrastructure, TSS concentrations have improved dramatically.

8.2.3 Total Phosphorous

Total Phosphorus (TP) as per the Schedule D Monitoring Program in the ECA is required to be sampled on a weekly basis. Schedule B lists the Final Effluent Design Concentration Objectives and Schedule C lists the Final Effluent Concentration Compliance Limits. Samples taken in January were below the ECA objective and compliance limit with the exception of the last weekly sample of the month taken on January 26, which was 0.25 mg/L above the objective and compliance limit. This result caused the overall monthly average for January to be above the objective limit at 0.16 mg/L. In February, all samples taken on February 2, 9, 16 and 23 were above both the objective and compliance limits at 0.51, 0.44, 0.29, and 0.47 mg/L respectively. The overall monthly average for February was above the objective and compliance limit at 0.43 mg/L and was reported as a non-compliance. *See section 3. Operational Issues and Corrective Actions for more details.* In March, all samples taken on March 2, 9, 16, 23 and 30 were above both the objective and compliance limits at 0.74, 0.49, 0.42, 0.40 and 0.41 mg/L respectively. The overall monthly average for March was above the objective and compliance limit at 0.49 mg/L and was reported as a non-compliance. *See section 3. Operational Issues and Corrective Actions for more details.* In April, samples taken on April 6, 13 and 20 were above both the objective and compliance limits at 0.33, 0.35 and 0.26 mg/L. The sample taken on April 27 was 0.13 mg/L below both the objective and compliance limit. The overall monthly average for April was above the objective and compliance limit at 0.27 mg/L and was reported as a non-compliance. *See section 3. Operational Issues and Corrective Actions for more details.* In May, one of the four monthly samples taken on May 18 was above both the objective and compliance limit at 0.28 mg/L and the sample taken on the 25 was above the objective limit only at 0.17 mg/L. The overall monthly average for May was above the objective but below the compliance limit at 0.16 mg/L. For TP, all objective exceedances recorded from January to May were a direct result of the disruption of biological processes experienced earlier in the reporting

year. *See section 3. Operational Issues and Corrective Actions for more details.* For the remainder of the reporting year TP operated within the ECA objective and compliance limits, with the exception of August 2022. In August, samples taken on August 10, 17, 24 and 31 were above both the objective and compliance limits at 0.16, 0.21, 0.28, and 0.24 mg/L respectively due to issues surrounding the commissioning of the Disk Filter project. The overall monthly average for February was above the objective and compliance limit at 0.21 mg/L and was reported as a non-compliance. *See section 3. Operational Issues and Corrective Actions for more details.* We anticipate that continued improvements to effluent TP will be made as the tertiary filter upgrade project was completed in August 2022 at Wasaga Beach WPCP, as described in the section above

8.2.4 Total Ammonia Nitrogen

Total Ammonia Nitrogen (TAN) as per the Schedule D Monitoring Program in the ECA is required to be sampled on a weekly basis. Schedule B lists the Final Effluent Design Concentration Objectives and Schedule C lists the Final Effluent Concentration Compliance Limits. Compliance limits and objectives are divided into two reporting periods, May 1 to November 30, where the objective is 1.0 mg/L and compliance limit is 1.1 mg/L and December 1 to April 30, where the objective is 4.0 mg/L and the compliance limit is 5.0 mg/L. Exceedances to the compliance limit is reportable based on a daily final effluent concentration, meaning if any sample exceeds 1.1 mg/L between May 1 and November 30 and 5.0 mg/L between December 1 and April 30, it is reportable as a non-compliance. During the period of May 1 to November 30, 2022 TAN operated within both the objective and compliance limits. During the period of December 1 and April 30, there were 3 instances of when TAN exceeded both the ECA compliance and objective limits. On January 26, 2022 the single sample result for TAN was 6.9 mg/L and on February 9, 2022 the single sample result was 6.3 mg/L, in both instances these were reported as non-compliances. *See section 3. Operational Issues and Corrective Actions for more details.* On March 16 there was one other sample which exceeded the objectives limit at 4.3 mg/L but was below the compliance limit. All TAN single sample exceedances were a direct result of the disruption of biological processes experienced earlier in the reporting year.

8.2.5 pH

As per ECA 5669-BWJPYC Section 6 (2) (a), OCWA used their best efforts to maintain the pH of the effluent within the range of 6.5 to 8.5 at all times. For approximately 90% of the reporting period, pH was maintained within the range of 6.5 to 9.0 at all times. There were single sample instances in January, May, June, July, August and November between weekly and in-house sample results where pH was below the objectives (6.50). At no times did pH exceed the upper limit (8.50) for the reporting period. All samples were in compliance with the ECA final effluent limits (6.0 to 9.0).

9. Sludge Production and Disposal

Where ECA 5569-BWJPYC, section 11.4(h) requires:

“a tabulation of the volume of sludge generated, an outline of anticipated volumes to be generated in the next reporting period and a summary of the locations to where the sludge was disposed;”

The biosolids produced at the Wasaga Beach WPCP were hauled by Region of Huronia Environmental Services Ltd. (ROHES) under Certificate of Approval #7383-4LAHXD dated March 31, 2011 and applied to OMAFRA approved “NASM Plans” based on Ontario Regulation 338/09 made under the Nutrient Management Act, 2002. NASM Plans under the NMA are issued to the owner (farmer) who is responsible for managing this plan with assistance from the NASM Plan Developer.

9.1 Volume of Sludge Generated in 2022

In 2022, a total volume of 17,029.60 m³ sludge or biosolids was removed from the Wasaga Beach WPCP during the reporting period and utilized as a soil conditioner on agricultural land, as per the following table.

Table 24: Biosolids Haulage from the Wasaga Beach WPCP in 2022

Date Hauled (mm/dd/yyyy)	NASM Site Number and Field Location	Volume Hauled (m³)
January, 2022	N/A	N/A
February, 2022	N/A	N/A
March, 2022	N/A	N/A
April 14, 2022	24505- LaSorda Field: South	200.00
April 22, 2022	24505- LaSorda Field: South	300.00
April 22, 2022	24505- LaSorda Field: South	300.00
April 29, 2022	24535- W26- Field 1	84.00
April 29, 2022	24535- W26- Field 1	42.00
April 29, 2022	24535- W26- Field 1	90.00
April 29, 2022	24535- W26- Field 1	42.00
April 29, 2022	24535- W26- Field 1	42.00
April 29, 2022	24535- W26- Field 1	42.00
April 29, 2022	24535- W26- Field 1	84.00
Total Hauled for April		1,226.00
May 6, 2022	24535- W26- Field 1	42.00
May 6, 2022	24535- W26- Field 1	45.00
May 6, 2022	24535- W26- Field 1	168.00
May 6, 2022	24535- W26- Field 1	210.00
May 11, 2022	24536- Home South- Field F1	180.00

2022 Annual Performance Report
The Town of Wasaga Beach: Wasaga Beach Water Pollution Control Plant
Environmental Compliance Approval Number: 5669-BWJPYC
Reporting Period: January 1, 2022 to December 31, 2022

Date Hauled (mm/dd/yyyy)	NASM Site Number and Field Location	Volume Hauled (m³)
May 11, 2022	24536- Home South- Field F1	84.00
May 11, 2022	24536- Home South- Field F1	84.00
May 11, 2022	24536- Home South- Field F1	210.00
May 12, 2022	24536- Home South- Field F1	180.00
May 12, 2022	24536- Home South- Field F1	42.00
May 12, 2022	24536- Home South- Field F1	126.00
May 12, 2022	24536- Home South- Field F1	168.00
May 13, 2022	24536- Home South- Field F1	252.00
May 13, 2022	24536- Home South- Field F1	42.00
May 13, 2022	24536- Home South- Field F1	270.00
May 13, 2022	24536- Home South- Field F1	270.00
May 13, 2022	24536- Home South- Field F1	84.00
May 13, 2022	24536- Home South- Field F1	252.00
May 14, 2022	24286- Red Shed Connell Monk- Field: MONK	42.00
May 14, 2022	24286- Red Shed Connell Monk- Field: MONK	42.00
May 14, 2022	24286- Red Shed Connell Monk- Field: MONK	36.40
May 14, 2022	24286- Red Shed Connell Monk- Field: MONK	42.00
May 14, 2022	24536- Home South- Field F1	42.00
May 14, 2022	24536- Home South- Field F1	84.00
May 14, 2022	24536- Home South- Field F1	109.20
May 14, 2022	24536- Home South- Field F1	126.00
May 14, 2022	24536- Home South- Field F1	210.00
May 16, 2022	24536- Home South- Field F1	90.00
May 16, 2022	24536- Home South- Field F1	84.00
May 16, 2022	24536- Home South- Field F1	126.00
May 17, 2022	24535- Home North- Field 1	135.00
May 17, 2022	24535- Home North- Field 1	168.00
May 17, 2022	24535- Home North- Field 1	210.00
May 17, 2022	24535- Home North- Field 1	42.00
May 17, 2022	24535- Home North- Field 1	84.00
May 17, 2022	24535- Home North- Field 1	210.00
May 18, 2022	24286- Red Shed Connell Monk- Field: MONK	42.00
May 18, 2022	24286- Red Shed Connell Monk- Field: MONK	84.00
May 18, 2022	24286- Red Shed Connell Monk- Field: MONK	84.00
May 18, 2022	24286- Red Shed Connell Monk- Field: MONK	42.00
May 18, 2022	24535- Home North- Field 1	84.00
May 18, 2022	24535- Home North- Field 1	84.00
May 18, 2022	24535- Home North- Field 1	84.00
May 18, 2022	24535- Home North- Field 1	36.40

2022 Annual Performance Report
The Town of Wasaga Beach: Wasaga Beach Water Pollution Control Plant
Environmental Compliance Approval Number: 5669-BWJPYC
Reporting Period: January 1, 2022 to December 31, 2022

Date Hauled (mm/dd/yyyy)	NASM Site Number and Field Location	Volume Hauled (m³)
May 18, 2022	24535- Home North- Field 1	42.00
May 19, 2022	24891- Lamers- Field 2	42.00
May 19, 2022	24891- Lamers- Field 2	135.00
May 19, 2022	24891- Lamers- Field 2	36.40
May 19, 2022	24891- Lamers- Field 3	42.00
May 19, 2022	24891- Lamers- Field 3	42.00
May 19, 2022	24891- Lamers- Field 3	90.00
May 19, 2022	24891- Lamers- Field 3	42.00
May 20, 2022	24891- Lamers- Field 1	42.00
May 20, 2022	24891- Lamers- Field 1	45.00
May 20, 2022	24891- Lamers- Field 1	84.00
Total Hauled for May		5,714.40
June, 2022	N/A	N/A
July, 2022	N/A	N/A
August 3, 2022	23726- Nugent- Field: F1	126.00
August 3, 2022	23726- Nugent- Field: F1	126.00
August 3, 2022	23726- Nugent- Field: F1	126.00
August 3, 2022	23726- Nugent- Field: F1	126.00
August 3, 2022	23726- Nugent- Field: F1	84.00
August 5, 2022	23726- Nugent- Field: F1	252.00
August 5, 2022	23726- Nugent- Field: F1	294.00
August 5, 2022	23726- Nugent- Field: F1	252.00
August 5, 2022	23726- Nugent- Field: F1	252.00
August 9, 2022	23726- Nugent- Field: F1	210.00
August 9, 2022	23726- Nugent- Field: F1	252.00
August 9, 2022	23726- Nugent- Field: F1	42.00
August 9, 2022	23726- Nugent- Field: F1	210.00
August 9, 2022	23726- Nugent- Field: F1	42.00
August 9, 2022	23726- Nugent- Field: F1	84.00
August 10, 2022	23726- Nugent- Field: F1	168.00
August 10, 2022	23726- Nugent- Field: F1	168.00
August 10, 2022	23726- Nugent- Field: F1	168.00
August 10, 2022	23726- Nugent- Field: F1	294.00
August 10, 2022	23726- Nugent- Field: F1	109.20
August 11, 2022	23726- Nugent- Field: F1	126.00
August 11, 2022	23726- Nugent- Field: F1	168.00
August 11, 2022	23726- Nugent- Field: F1	42.00
August 11, 2022	23726- Nugent- Field: F1	168.00
August 11, 2022	23726- Nugent- Field: F1	168.00

2022 Annual Performance Report
The Town of Wasaga Beach: Wasaga Beach Water Pollution Control Plant
Environmental Compliance Approval Number: 5669-BWJPYC
Reporting Period: January 1, 2022 to December 31, 2022

Date Hauled (mm/dd/yyyy)	NASM Site Number and Field Location	Volume Hauled (m³)
August 12, 2022	24872- Home/Far Side- Field: FAR SIDE	45.00
August 12, 2022	24872- Home/Far Side- Field: FAR SIDE	210.00
August 12, 2022	24872- Home/Far Side- Field: FAR SIDE	168.00
August 12, 2022	24872- Home/Far Side- Field: FAR SIDE	252.00
August 12, 2022	24872- Home/Far Side- Field: FAR SIDE	210.00
August 12, 2022	24872- Home/Far Side- Field: FAR SIDE	126.00
August 15, 2022	24872- Home/Far Side- Field: FAR SIDE	252.00
August 15, 2022	24872- Home/Far Side- Field: FAR SIDE	168.00
August 15, 2022	24872- Home/Far Side- Field: FAR SIDE	252.00
August 15, 2022	24872- Home/Far Side- Field: FAR SIDE	168.00
August 15, 2022	24872- Home/Far Side- Field: FAR SIDE	210.00
Total Hauled for August		6,118.20
September 16, 2022	23920- Hoffman- Field: EAST	126.00
September 16, 2022	23920- Hoffman- Field: EAST	135.00
September 16, 2022	23920- Hoffman- Field: EAST	36.40
September 16, 2022	23920- Hoffman- Field: EAST	42.00
September 16, 2022	23920- Hoffman- Field: EAST	36.40
September 16, 2022	23920- Hoffman- Field: EAST	126.00
September 19, 2022	23920- Hoffman- Field: EAST	168.00
September 19, 2022	23920- Hoffman- Field: EAST	42.00
September 19, 2022	23920- Hoffman- Field: EAST	84.00
September 19, 2022	23920- Hoffman- Field: EAST	168.00
September 19, 2022	23920- Hoffman- Field: EAST	84.00
September 20, 2022	23920- Hoffman- Field: EAST	42.00
September 20, 2022	23920- Hoffman- Field: EAST	126.00
September 20, 2022	23920- Hoffman- Field: EAST	126.00
September 20, 2022	23920- Hoffman- Field: EAST	109.20
September 20, 2022	23920- Hoffman- Field: EAST	84.00
Total Hauled for September		1,535.00
October 24, 2022	23725- Lesperance N- Field: 1	168.00
October 24, 2022	23725- Lesperance N- Field: 1	42.00
October 24, 2022	23725- Lesperance N- Field: 1	168.00
October 24, 2022	23725- Lesperance N- Field: 1	200.00
October 24, 2022	23725- Lesperance N- Field: 1	200.00
October 24, 2022	23725- Lesperance N- Field: 1	42.00
October 25, 2022	23725- Lesperance N- Field: 1	168.00
October 25, 2022	23725- Lesperance N- Field: 1	42.00
October 25, 2022	23725- Lesperance N- Field: 1	126.00
October 25, 2022	23725- Lesperance N- Field: 1	200.00

Date Hauled (mm/dd/yyyy)	NASM Site Number and Field Location	Volume Hauled (m³)
October 25, 2022	23725- Lesperance N- Field: 1	42.00
October 25, 2022	23725- Lesperance N- Field: 1	200.00
October 26, 2022	23725- Lesperance N- Field: 1	84.00
October 26, 2022	23725- Lesperance N- Field: 1	84.00
October 26, 2022	23725- Lesperance N- Field: 1	84.00
October 26, 2022	23725- Lesperance N- Field: 1	42.00
October 26, 2022	23725- Lesperance N- Field: 1	100.00
October 28, 2022	23725- Lesperance N- Field: 1	84.00
October 28, 2022	23725- Lesperance N- Field: 1	84.00
October 28, 2022	23725- Lesperance N- Field: 1	100.00
October 28, 2022	23725- Lesperance N- Field: 1	42.00
October 28, 2022	23725- Lesperance N- Field: 1	42.00
October 28, 2022	23725- Lesperance N- Field: 1	50.00
October 28, 2022	23725- Lesperance N- Field: 1	42.00
Total Hauled for October		2,436.00
November, 2022	N/A	N/A
December, 2022	N/A	N/A
Total Hauled to Field for 2022		17,029.60

The total volume of biosolids hauled from the Wasaga Beach WPCP in 2019 was 15,860.2 m³, in 2020 it was 18,985.4 m³, in 2021 it was 20,841 m³ and in 2022 it was 17,029.60 m³. Year-over-year (2019 to 2021) sludge haulage was increasing at rate of 4-6% year over year. In comparison of 2021 to 2022 there was a decrease of the sludge hauled (-3,811.40 m³) or approximately 18.3% decrease. The Wasaga Beach WPCP Biosolids complex has been undergoing upgrades since 2021 and is tentatively set for completion by the end of 2023. Upon completion of this project, it is anticipated that sludge haulage volumes will continue to reduce through biosolids thickening technologies.

Biosolids produced at the Wasaga Beach WPCP met all the quality criteria specified in the Regulation for the reporting period. A summary of the Wasaga Beach WPCP sludge quality with a comparison to quality criteria can be referenced in *Appendix D*.

10. Community Complaints

Where ECA 5569-BWJPYC, section 11.4(i) requires:

“a summary of any complaints received and any steps taken to address the complaints;”

There is a standard operating procedure that outlines the steps required for receiving and addressing community complaints. All complaints are to be discussed and/or investigated, and resolved as required. The community complaint is logged in detail in OCWA’s electronic

database system “Maximo” This database contains the history of all complaints with the relevant information enclosed.

Community complaints could be about noise, visual, colour, odour, services, basement flooding, water pressure and/or other issues. During the reporting period, OCWA, the Town of Wasaga Beach, and the Ministry of the Environment, Conservation and Parks (MECP) received a total of six (6) complaints from residents living within the vicinity of the Wasaga Beach WPCP or the twenty-one (21) Sewage Pumping Stations (SPS) located throughout Wasaga Beach.

10.1 Wasaga Beach WPCP Community Complaints Received

A summary of community complaints or inquires related specifically to the Water Pollution Control Plant is included below:

- 1) April 5, 2022- The Ministry of Environment, Conservation and Parks (MECP) - Spills Action Centre (SAC) received an odour complaint for the Wasaga Beach WPCP from a local resident. Operations staff investigated the complaint, and indicated that no sludge haulage activities have occurred in April, 2022 prior to the 5th. Sludge was being transferred between tanks earlier in the day, but nothing out of the ordinary and no increased odour would have been produced. Operations staff doubled checked the biosolids tanks for aerobic conditions, all tanks dissolved oxygen were <3.0mg/L. It is suspected that a possible source cause could be from the forcemain leak (spill) and associated repair work to the pipes at Mosley Street/River Road (Schoonertown Bridge) area. See Section 11.3 WPCP Spills or Abnormal Discharge Events further details.
- 2) May 11, 2022- OCWA received an odour complaint from resident on Brillinger Drive for the Wasaga Beach WPCP. See Section 11.3 WPCP Spills or Abnormal Discharge Events for further details.

10.2 Wasaga Beach Sewage Pumping Stations Community Complaints Received

A summary of community complaints or inquires related specifically to the Sewage Pumping Stations is included below:

- 1) February 28, 2022- OCWA was notified by the Wasaga Beach Town staff of a community complaint for SPS14- loud noises and water coming from station. Operator found both pumps running dry and the low wet well level in alarm. The operator turned both pumps off manually. No sign of water was observed coming from the station. The operator reviewed trending and observed wet well levels, SPS14 was running okay.

10.3 Other Community Complaints Received

A summary of community complaints or inquires not related specifically to the WPCP or SPS' is included below:

- 1) February 25, 2022- OCWA received a call from a local resident concerning the bypass event on February 24, 2022. Resident was concerned about the impacts of the Bypass on the environment and inquired about the type of bypass contents. OCWA explained the process of primary, secondary and tertiary treatment to the resident and provided further information to the resident on bypass contents. Resident requested OCWA contact them when results were in for final *E.Coli* counts. OCWA followed-up with the results once completed by the accredited third party laboratory.
- 2) April 25, 2022- OCWA received a call from the Town of Wasaga Beach Distribution on-call operator- community complaint was received for SPS14 about loud noises coming from SPS. OCWA arrived on-site, no issues found. Inspected wet well for any apparent issues, none found. Unable to adjust start/stop set points due to HMI unavailable. Operator remained on-site for a pump cycle, no issues discovered and no unusual noises observed.
- 3) July 7, 2022- OCWA received a call from a local resident regarding a strong sewer type of gas smell coming from inside their home in the basement, bathroom and furnace room for the past three days. Homeowner is undergoing renovations in the basement. Resident believed it is hydrogen sulfide or methane gas somewhere in the pipes. Resident checked their basement and ran water through the house but it did not clear the smell. There also have been no sewage backups in their home. Resident was advised by the Town staff to call OCWA. OCWA called the resident back to troubleshoot the issue. It was advised that because it is in the homeowner's house and not at the nearby SPS and isolated to their basement that the resident should call either a plumber or could have a deceased animal somewhere in the home.

11. Bypasses, Overflows, Spills or Other Abnormal Discharge Events

Where ECA 5569-BWJPYC, section 11.4(j) requires:

"a summary of all Bypasses, Overflows, other situations outside Normal Operating Conditions and spills within the meaning of Part X of EPA and abnormal discharge events;"

Overall, for the Wasaga Beach WPCP, there were four (4) reportable bypass events, zero (0) overflow events, and three (3) spill and/or abnormal discharge events for the reporting year. See section 11.1, 11.2 and 11.3 for further details. A complete copy of each Environmental Incident Report submitted the Ministry of the Environment, Conservation and Parks, Spills Action Centre and Ministry of Health for all reportable events can be found in *Appendix E*.

11.1 WPCP Bypass Events during the Reporting Period

A summary of Bypass events that occurred at the WPCP is included below:

- 1) February 24, 2022- SAC Incident # 1-1MVWKW. From 1537 to 1547 hrs (10 minute duration) an unplanned emergency bypass occurred at the WPCP. Approximately 18 m³ of final effluent which received primary, secondary and treatment before bypassing the disk filters. Bypass contents overflowed the disk filters into the UV channel and received final UV disinfection before outfall due to incoming influent exceeding the design capacity of disk filter #2. OCWA increased flow to sand filters 3 and 4 and decrease flow to the disk filter 2 resolving the bypass incident. Verbal notifications were made as per ECA requirements on February 24, 2022 to SAC, MECP District Office, local Health Unit and no further actions was advised. Owner and Downstream Notification Procedure was followed. A grab sample was collected as per ECA requirements and analyzed for CBOD5, TSS, TP, TAN, Unionized Ammonia, TKN, *E.Coli* and pH. Written Notification of the incident was provided on February 25, 2022.
- 2) March 3, 2022- SAC Incident # 1-1NEKDL. From 0953 to 0956 hrs (3 minute duration) an unplanned emergency bypass occurred at the WPCP. Approximately 5.4 m³ of final effluent which received primary, secondary and treatment before bypassing the disk filters. Bypass contents overflowed the disk filters into the UV channel and received final UV disinfection before outfall due to planned maintenance. Contractors were on site that day to preform filter performance testing and disk filter #2 was to be taken offline. OCWA received a high level alarm for Disk Filter #2 and responded immediately, upon arrival it was discovered that secondary influent flow was increased to sand filter beds 3 & 4 but not fully closed off to disk filter 2 causing a brief bypass event. Upon receiving the high level alarm flow was fully closed off to disk filter 2. Operator fully opened sand filters 3 & 4 and put the disk filters back into operation. OCWA increased flow to sand filters 3 and 4 and decrease flow to the disk filter 2 resolving the bypass incident. Verbal notifications were made as per ECA requirements on March 3, 2022 to SAC, MECP District Office, local Health Unit and no further actions was advised. Owner and Downstream Notification Procedure was followed. A grab sample was collected as per ECA requirements and analyzed for CBOD5, TSS, TP, TAN, Unionized Ammonia, TKN, *E.Coli*, and pH. Written Notification of the incident was provided on March 4, 2022.
- 3) April 29, 2022- SAC Incident # 1-1S9F6W. From 0807 to 0820 hrs (13 minute duration) an unplanned emergency bypass occurred at the WPCP. Approximately 7.2 m³ of final effluent which received primary, secondary and treatment before bypassing the disk filters. Bypass contents overflowed the disk filters into the UV channel and received final UV disinfection before outfall due to maintenance exercises. OCWA staff were performing monthly diesel generator testing which cause a brief power bump that led to a backwash run failure. The generator run caused the disk filter influent box high level alarm at approximately 08:14am. Contractor on site observed secondary effluent

overflowing the disk filter system and spilling into the UV channel. Operations staff reset the disk filter motor VFD, ran the disk filter in manual backwash. Bypass event was stopped. Verbal notifications were made as per ECA requirements on April 29, 2022 to SAC, MECP District Office, local Health Unit and no further actions was advised. Owner and Downstream Notification Procedure was followed. A grab sample was collected as per ECA requirements and analyzed for CBOD5, TSS, TP, TAN, Unionized Ammonia, TKN, *E.Coli* and pH. Written Notification of the incident was provided on April 29, 2022.

- 4) Dec 31, 2022- SAC Incident # 1-1FS2HA. From 1253 to 1335 hrs (42 minute duration) an unplanned emergency bypass occurred at the WPCP. Approximately 10 m³ of final effluent which received primary, secondary and treatment before bypassing the disk filters. Bypass contents overflowed the disk filters into the UV channel and received final UV disinfection before outfall due to higher than more inlet flows related to a weather event. OCWA received an alarm at Wasaga Beach WPCP for a high disc filter alarm. Operator arrived on site and found the inlet channel about to overflow. The operator open sand filter 4. The flow rate through the inlet building was over 13,000 m³/day due to the rapidly melting snow and the disc filters constantly backwashing in high level. At 1253 hrs on-call operator received a second alarm for another high disc filter alarm and operators arrived on site to find disk filter 1 in bypass. Operator closed disk the inlet by a half turn, reducing flow and opened inlets to the sand filters 3 and 4, lanced and replaced airlift and adjusted weir plates stopping the bypass. Verbal notifications were made as per ECA requirements on December 31, 2022 to SAC, MECP District Office, local Health Unit and no further actions was advised. Owner and Downstream Notification Procedure was followed. A grab sample was collected as per ECA requirements and analyzed for CBOD5, TSS, TP, TAN, Unionized Ammonia, TKN, *E.Coli* and pH. Written Notification of the incident was provided on April 29, 2022.

11.2 WPCP Overflow Events during the Reporting Period

A summary of Overflow events that occurred at the WPCP is included below:

- Not applicable for the reporting period

11.3 WPCP Spills or Abnormal Discharge Events

A summary of Spills or other Abnormal Discharge events that occurred at the WPCP or other Abnormal Discharges is included below:

- 1) April 1, 2022- SAC Incident # 1-1QZ9B3. Discovered on April 1 at 1100 to 1400 hrs (at least a five hour duration) a forcemain break occurred in the Wastewater Collection System at the Schoonertown Bridge on Mosley Street, Wasaga Beach. Approximately 43.2 m³ of raw sewage spilled into the Nottawasaga River and surrounding land area. Once discovered, the Township had installed a temporary portable pump into the excavation site to pump back into the sanitary system to contain the spill. From the

evening of 04/01/22 into 04/02/22 the Town and contractors installed a "live-tap" of a new valve and tee on the forcemain allowing for the bypass/divert the forcemain to grade using a hose, which runs across the bridge, and diverts the waste back into the collection system. Contractors, engineers, and utilities works have were contacted to make the necessary repairs to the forcemain thrust block as required. Timeline for completion of forcemain repairs was scheduled for August, 2022. However, due to the location complexity and nature of the repairs, completion of the tie-in forcemain repairs was not completed until October 5, 2022. All tie-in work and repairs were successfully completed and no further issues, spills or discharges were experienced. On April 1, 2022 verbal notifications were made as per ECA requirements to SAC, MECP District Office, local Health Unit and no further actions was advised. Owner and Downstream Notification Procedure was followed. A grab sample was collected as per ECA requirements and analyzed for BOD5, TSS, TP, TKN and *E.Coli*. Written Notification of the incident was provided on April 4, 2022.

- 2) April 5, 2022- The Spills Action Centre received received a community complaint from a local resident for a foul odour coming from the WPCP at approximately 2200 hrs. OCWA was contacted by the local MECP inspector for more information. OCWA staff investigated the complaint and there were no sludge hauling activities at the WPCP on April 5 or in 2022 thus far. Sludge was being transferred between tanks on April 5, but nothing out of the ordinary and no increased odours would have been produced by these actions. Further, operations staff did double check the biosolids tankage for aerobic conditions, all of the tanks dissolved oxygen levels are >3.0mg/L. It is suspected that a possible source of the odour could be from the Forcemain leak and repairs occurring to the pipes at the Mosley Street/River Road (Schoonertown Bridge) area (See above Spills or other Abnormal Discharge events #1 for more information). Information was provided to the local MECP inspector on April 6, 2022 and no further actions were advised.
- 3) May 11, 2022- SAC Incident #1-1SUVV4. At approximately 0845 hrs the Town of Wasaga Beach received a community complaint from a local resident for a foul odour coming from the WPCP. OCWA investigated the WPCP odour complaint, as per the Biosolids Management Plan, the air to Digester 1 would have been off on Monday afternoon into Tuesday afternoon, for decanting and transfer of sludge, air to Digester 1 was turned back on Tuesday afternoon. Due to the available sludge storage space currently available, the air to Sludge Holding Tank 2 was off on Tuesday afternoon into this morning, for decanting and transfer of sludge. Due to the odour complaint the air was returned to that tank on May 11, 2022. These are regular activities of the plant which should not cause too much odour issues, however sludge age makes odours possible. DO readings were 5.02, 4.09, 3.17, and 3.20 mg/L for digester 1, digester 2, sludge holding tank 1, and sludge holding tank 2, respectively. DO readings were aerobic/proper values and what is expected. Since the tank temperatures have risen to

seasonal values, addition of XLR8 to the tanks has commenced. This product has demonstrated effectiveness at reducing the odours from the biosolids complex. In addition RHOES arrived on site that morning to haul sludge out of the plant and will continue with sludge haulage throughout the week. Wasaga Beach WPCP is undergoing biosolids complex upgrades over the course of 2021 to 2023, it is the intention to take the customer feedback and circle it back into our processes and Biosolids Management Plan. On May 11, 2022 verbal notifications were made as per ECA requirements to SAC, MECP District Office, local Health Unit and Owner and no further actions were advised. Sampling not required for odour complaints. Written Notification of the incident provided on May 11, 2022.

12. Notices of Modification (Limited Operational Flexibility)

ECA 5569-BWJPYC, section 11.4 (k) requires:

“a summary of all Notice of Modifications to Sewage Works completed under Paragraph 1.d. of Condition 10, including a report on status of implementation of all modification.”

Where: Schedule B, Section 1 is the “Limited Operational Flexibility Criteria for Modifications to Municipal Sewage Works.”

There were no new Notices of Modification submitted to the Ministry during the reporting period.

OCWA continues to use XLR8 from the Notice of Modification submitted on March 13, 2016. The notice outlined that operational staff would; *“Continue with the addition of a bio-engineered industrial waste degrader XLR8 to the aerobic digesters for odour control as per ECA No. 5523-A3ZQQ8”* past the one year pilot study which ended on June 22, 2016.

XLR8 is a highly concentrated, scientifically developed, naturally bio-energized waste degrader which uses the power of highly diverse strains of bacterial/enzymatic activity to efficiently break down organic waste. On a weekly basis, Operations Staff will brew 3 lbs. of XLR8 and add to the Digester(s) prior to transferring contents to the sludge storage tanks #1 and or #2 at Wasaga Beach WPCP.

Refer to *Appendix F* for a copy of Notice of Modification #1 and correspondence with the MECP Barrie District Office regarding the Limited Operational Flexibility.

13. Conformance with Procedure F-5-1

ECA 5569-BWJPYC, section 11.4 (l) requires:

“a summary of efforts made to achieve conformance with Procedure F-5-1 including but not limited to projects undertaken and completed in the sanitary sewer system that result in overall Bypass/Overflow elimination including expenditures and proposed projects to eliminate

Bypass/Overflows with estimated budget forecast for the year following that for which the report is submitted.”

Current Wasaga Beach treatment and collection systems are operating at an adequate level to ensure the requirements outlined in the ECA are met on a reliable basis through the 2022 year. In 2022, there was only one reported bypass and/or overflow incident recorded in the sanitary sewer collection system. See section 11.3 WPCP Spills or Abnormal Discharge Events for more information related to the forcemain break at Schoonertown Bridge and repairs that were made. The Town of Wasaga Beach and OCWA continues to promptly resolve operational issues related to Bypass and Overflows with emergency repairs and upgrade implementation and recommendations as required.

The following major upgrades and replacement projects to support mitigation of bypass and overflow events are outlined in the multi-year Capital Plan for the WPCP:

Table 25: Summary of Proposed Works to Eliminate Bypass/Overflow Events

Proposed Works	Estimated Budget Allocation	Proposed Year
WPCP Barscreen Upgrade Project	\$1,272,376	2022 into 2023
SPS Pump Repairs and Maintenance	\$3,296,000 over the next 10 years	2022 to 2032
UV System Upgrades	\$827,755	2022 into 2023

14. Changes to Scheduled Works in the Proposed Works

Where ECA 5569-BWJPYC, section 11.4(m) requires:

“any changes or updates to the schedule for the completion of construction and commissioning operation of major process(es) / equipment groups in the Proposed Works.”

The Proposed Works outlined in ECA 5569-BWJPYC have been completed. The Proposed Works and status updates are outlined in Table 24 as follows:

Table 24: Summary of Proposed Works to Eliminate Bypass/Overflow Events

Proposed Works	Current Status	Comments
<p><u>Tertiary System- Disk Filters</u></p> <ul style="list-style-type: none"> two (2) identical enclosed disk filter packages, to be installed in two (2) of the four (4) existing sand filter basins, housed in the tertiary filtration building, total with a Peak Hourly Flow Rate of 1,655.42m³/h (or 39,730 m³/d) each filter to be 10 micron mesh size filter cloth media disk filter, complete 	Completed	<ul style="list-style-type: none"> Project startup notification letter to the Wasaga Beach WPCP Proposed Work- provided to the MECP- Barrie District Office District Manager on February 1st, 2022 for the Disk Filters Project to begin commencement on

<p>with a dedicated control panel, and equipped with a 15-hp pressurized backwash pump rated for 8.3 L/s at 7.5 bars;</p> <ul style="list-style-type: none"> • each filter basin to be modified to accommodate disk filter installation and access; • each disk filter effluent channel to be installed with a straight concrete weir for water level control in the basin; • the disk filters backwash wastewater to be diverted to an existing backwash sump that is returned to the upstream of the existing secondary clarifiers for treatment; • an emergency high level overflow path starting from the inlet feed connection to allow internal filter bypass without flooding the tertiary filtration process, discharging to the common effluent channel of the filters; <p><u>decommissioning and removal</u></p> <ul style="list-style-type: none"> • decommissioning and removal of two (2) of the four (4) existing sand filter assemblies and filter media from the two (2) associated existing sand filter basins; 		<p>Monday, February 7, 2022. <i>This fulfills Condition 3 (2) of Environmental Compliance Approval #5669-BWJPYC.</i></p> <ul style="list-style-type: none"> • Second start-up notification letter to the Wasaga Beach WPCP Proposed Works- Second Disk Filter provided the MECP- Barrie District Office District Manager on July 12, 2022. <i>This fulfills Condition 3 (2) of Environmental Compliance Approval #5669-BWJPYC.</i> • Statement of Tertiary Disk Filter Upgrades- Completion of Proposed Works, certified by a Professional Engineer that the Proposed Works is constructed in accordance with the ECA, was provided to the MECP- Barrie District Office District Manager on February 13, 2023 <i>This fulfills Condition 3 (2) of Environmental Compliance Approval #5669-BWJPYC.</i>
---	--	--

15. Monitoring Schedule

Where ECA 5569-BWJPYC, section 11.4(n) requires:

“a summary of any deviation from the monitoring schedule and reasons for the current reporting year and a schedule for the next reporting year;”

As per the ECA, Section 9(1) “the Owner shall, upon commencement of operations of the Works, carry out a scheduled monitoring program of collecting samples at the required sampling points, at the frequency specified or higher, by means of the specified sample type and analyzed for each parameter listed in Schedule D and record all results.

Where, Section 9(1) requires:

- (a) all samples and measured are to taken at a time and in a location character characteristic of the quality and quantity of sewage stream over the period of time being monitored and follows the Ministry’s publication “Protocol for the Sampling and Analysis of Industrial/Municipal Wastewater Version 2.0” (January, 2016) at the prescribed frequency.
- (c) at a frequency where (i) Weekly means once every week; (ii) Monthly means once every month; and (iii) Quarterly means once every three months.”.
- (d) and that a schedule of the day of the week/month for the scheduled sampling shall be created and that be schedule be revised and updated every year through the rotation of the week/month for the sampling program.

For the 2022 reporting year, Wasaga Beach WPCP weekly, bi-weekly and monthly sampling requirements were rotated as per the ECA and scheduled to be taken on Wednesdays, During the reporting year, the Wasaga Beach WPCP had one (1) deviation from the monitoring schedule:

- May 25, 2022 – Weekly final effluent and weekly influent sample originally scheduled for Wednesday, May 25 was sampled on Thursday, May 26, 2022 instead and the automatic composite samplers were not set to the correct date due to the long weekend.

The monitoring schedule (sampling calendar) for the next reporting year can be found in *Appendix G*. The sampling calendar was issued on December 21, 2022 to operations staff and was designed to meet the monitoring program (see Table 1 and Table 4), frequency and schedule rotation requirements of the current ECA as described above.

16. Wasaga Beach Sewage Pumping Stations

As described in Section 1, Wasaga Beach WPCP sewage collection system consists of 21 Sewage Pumping Stations (SPS) and a network of collection pipework and maintenance access points. The majority of flow to the WPCP is pumped from SPS #9, which delivers flow from seventeen pump stations located across Wasaga Beach. SPS #5 services the collection system in the Oxbow Park Drive area and SPS #18 receives flow from SPS #20 and the Knox Road area.

Eighteen of the twenty-one pumping stations are municipally owned and three of the twenty-one pumping stations are currently owned by land developers. SPS #19, known as the ‘Georgian Sands Sewage Pumping Station’ is located at 45 Village Gate Drive, within the Town of Wasaga Beach. It is owned by Elm Wasaga Beach (2016) Inc., and was issued Amended Environmental Compliance Approval (ECA) #0913-BVVLXF on December 11, 2020 for the replacement/alteration, usage and operation of new/existing municipal sewage works, for the transmission of sanitary sewage via pumping station ultimately discharging to Wasaga Beach WPCP for treatment and disposal.

Pumping Station #20, located at the Villas of Upper Wasaga, within the Town of Wasaga Beach is owned by 1556614 Ontario Limited, and was issued Amended ECA #2942-AM3Q42 on May 15, 2017 for an amendment to the wastewater infrastructure works to include servicing Phase 2-4 of the 45.12 hectare Villas of Upper Wasaga residential subdivision.

Pumping Station #21, located on Sunnidale Road, within the Town of Wasaga Beach, is referred to as 'the Sunnidale Trails Sanitary Pumping Station' was issued ECA #9905-ATLM3W on January 8, 2018 and a pre-start up commenced on July 12, 2021. The sewage pumping station will not be put into operation serving municipal residences until 2023 when occupancies are scheduled to begin. Sunnidale Trails Sanitary Pumping Station is located approximately 17 metres north-east of the intersection of Orchard Drive and Sunnidale Road and was constructed to service the Sunnidale Trails Secondary Planning Area, a 247 hectares of proposed future development, in the Town of Wasaga Beach.

On June 9, 2022, CLI-ECA Number 131-W601, Issue 1, was issued to the Wasaga Beach Sewage Collection System incorporating all Pumping Station into one Consolidated Linear Infrastructure ECA. As such, all prior ECAs, issued by the Director for Sewage Works are considered revoked and replaced by ECA Number 131-W601.

Under ECA 131-W601 Section 4.6, the Owner shall prepare an annual performance report for the authorized system that is (4.6.1) submitted to the Director on or before March 31st of each year and covers the period from January 1 to December 31 of the preceding calendar year. Section 4.6.1(a) states that the first report shall cover the period of January 1, 2023 to December 31, 2023 and be submitted to the Director on or before March 31, 2024 and b) for the transitional period of January 1, 2022 to December 31, 2022, annual reporting requirements from previous ECAs pertaining to Spills only, where these occurred in the reporting period, and that have been revoked through issuance of ECA 131-W601 shall apply.

16.2 Wasaga Beach Sewage Pumping Stations- Bypass, Overflow and Spill Events

For the twenty-one sewage pumping stations, bypass capability is only possible at SPS# 1, 9, 16 and 17. There were zero (0) Bypass, (0) overflow events and zero (0) spill event(s) that occurred at the sewage pumping stations during the reporting period. There was one reported spill that occurred within the collection system. Details on the spill can be found in *Section 11.3 WPCP Spills or Abnormal Discharge Events*.

2022 Annual Performance Report

Appendix A

Performance Assessment Report: Influent and Effluent Flows, Water
Quality Data

5004 WASAGA BEACH WASTEWATER TREATMENT FACILITY 120001862

	1/ 2022	2/ 2022	3/ 2022	4/ 2022	5/ 2022	6/ 2022	7/ 2022	8/ 2022	9/ 2022	10/ 2022	11/ 2022	12/ 2022	<--Total-->	<--Avg-->	<--Max-->	<-Criteria-->
--	---------	---------	---------	---------	---------	---------	---------	---------	---------	----------	----------	----------	-------------	-----------	-----------	---------------

Flows

Raw Flow: Total - Raw Sewage m³/d	171,188.00	157,069.00	240,670.00	217,608.00	181,568.00	181,144.00	191,482.00	192,476.00	163,341.00	159,017.00	151,417.00	165,952.00	2,172,932.00			0.00
Raw Flow: Avg - Raw Sewage m³/d	5,522.19	5,609.61	7,763.55	7,253.60	5,857.03	6,038.13	6,176.84	6,208.90	5,444.70	5,129.58	5,047.23	5,353.29		5,953.24		
Raw Flow: Max - Raw Sewage m³/d	6,781.00	7,778.00	11,652.00	9,040.00	6,869.00	9,970.00	7,522.00	7,109.00	6,769.00	5,968.00	6,575.00	9,022.00			11,652.00	0.00
Raw Flow: Count - Raw Sewage m³/d	31.00	28.00	31.00	30.00	31.00	30.00	31.00	31.00	30.00	31.00	30.00	31.00	365.00			0.00
Eff. Flow: Total - Final Effluent m³/d	172,533.00	161,667.00	249,083.00	225,196.00	191,365.00	189,379.00	198,752.00	199,804.00	170,206.00	164,678.00	155,658.00	170,918.00	2,249,239.00			0.00
Eff. Flow: Avg - Final Effluent m³/d	5,565.58	5,773.82	8,034.94	7,506.53	6,173.06	6,312.63	6,411.35	6,445.29	5,673.53	5,312.19	5,188.60	5,513.48		6,162.30		
Eff. Flow: Max - Final Effluent m³/d	6,791.00	7,985.00	11,802.00	9,200.00	7,116.00	10,312.00	7,746.00	7,372.00	7,072.00	6,158.00	6,804.00	9,250.00			11,802.00	0.00
Eff Flow: Count - Final Effluent m³/d	31.00	28.00	31.00	30.00	31.00	30.00	31.00	31.00	30.00	31.00	30.00	31.00	365.00			0.00

Biochemical Oxygen Demand: BOD5

Raw: Avg BOD5 - Raw Sewage mg/L	233.25	313.75	192.86	111.25	194.00	158.20	236.75	235.80	227.50	241.75	208.40	238.00		215.96	313.75	0.00
Raw: # of samples of BOD5 - Raw Sewage mg/L	4.00	4.00	7.00	4.00	4.00	5.00	4.00	5.00	4.00	4.00	5.00	4.00	54.00			0.00

Carbonaceous Biochemical Oxygen Demand: CBOD

Eff: Avg cBOD5 - Final Effluent including Bypass mg/L	4.50	8.50	10.00	6.67	< 2.50	< 2.00	< 2.00	< 2.00	< 2.00	< 2.00	< 2.00	< 3.50		4.30	10.00	
Eff: # of samples of cBOD5 - Final Effluent including Bypass mg/L	2.00	2.00	4.00	3.00	2.00	2.00	2.00	3.00	2.00	2.00	2.00	4.00	30.00			0.00
Loading: cBOD5 - Final Effluent including Bypass kg/d	25.045	49.077	80.349	50.044	< 15.433	< 12.625	< 12.823	< 12.891	< 11.347	< 10.624	< 10.377	< 19.297		26.50	80.35	

Total Suspended Solids: TSS

Raw: Avg TSS - Raw Sewage mg/L	349.50	424.50	249.00	161.50	193.75	177.80	212.00	158.00	254.00	214.25	173.60	170.75		228.22	424.50	0.00
Raw: # of samples of TSS - Raw Sewage mg/L	4.00	4.00	7.00	4.00	4.00	5.00	4.00	5.00	4.00	4.00	5.00	4.00	54.00			0.00
Eff: Avg TSS - Final Effluent including Bypass mg/L	8.50	15.50	21.75	10.67	5.50	< 3.00	3.50	4.33	3.00	3.50	< 2.00	7.00		7.67	21.75	
Eff: # of samples of TSS - Final Effluent including Bypass mg/L	2.00	2.00	4.00	3.00	2.00	2.00	2.00	3.00	2.00	2.00	2.00	4.00	30.00			0.00
Loading: TSS - Final Effluent including Bypass kg/d	47.307	89.494	174.760	80.070	33.952	< 18.938	22.440	27.930	17.021	18.593	< 10.377	38.594		47.24	174.76	

Total Phosphorus: TP

Raw: Avg TP - Raw Sewage mg/L	3.58	5.58	3.46	2.65	3.23	3.27	4.31	4.38	4.30	4.89	4.39	4.20		4.02	5.58	0.00
Raw: # of samples of TP - Raw Sewage mg/L	4.00	4.00	7.00	4.00	4.00	5.00	4.00	5.00	4.00	4.00	5.00	4.00	54.00			0.00
Eff: Avg TP - Final Effluent including Bypass mg/L	0.16	0.43	0.50	0.24	0.16	0.10	0.11	0.21	0.12	0.09	0.07	0.12		0.19	0.50	
Eff: # of samples of TP - Final Effluent including Bypass mg/L	4.00	4.00	6.00	5.00	4.00	5.00	4.00	5.00	4.00	4.00	5.00	5.00	55.00			0.00
Loading: TP - Final Effluent including Bypass kg/d	0.890	2.468	4.017	1.832	0.972	0.631	0.721	1.328	0.652	0.491	0.363	0.640		1.25	4.02	

Nitrogen Series

Performance Assessment Report Standard ECA

From 1/1/2022 to 12/31/2022

Raw: Avg TKN - Raw Sewage mg/L		31.05	43.40	29.21	22.25	31.33	35.46	39.90	46.98	39.68	45.73	44.26	44.23		37.79	46.98	0.00
Raw: # of samples of TKN - Raw Sewage mg/L		4.00	4.00	7.00	4.00	4.00	5.00	4.00	5.00	4.00	4.00	5.00	4.00	54.00			0.00
Eff: Avg TAN - Final Effluent including Bypass mg/L	<	1.90	3.65	1.63	0.80	< 0.25	< 0.12	0.13	0.24	0.13	< 0.15	< 0.10	< 0.60		< 0.79	< 3.65	
Eff: # of samples of TAN - Final Effluent including Bypass mg/L		4.00	4.00	6.00	5.00	4.00	5.00	4.00	5.00	4.00	4.00	5.00	5.00	55.00			0.00
Loading: TAN - Final Effluent including Bypass kg/d	<	10.575	21.074	13.124	6.005	< 1.543	< 0.758	0.801	1.547	0.709	< 0.797	< 0.519	< 3.308		< 4.86	< 21.07	

Disinfection

Eff: GMD E. Coli - Final Effluent cfu/100mL		10.23	88.35	90.59	3.78	3.13	2.00	2.00	2.00	2.00	1.68	2.00	2.00				200.00
Eff: # of samples of E. Coli - Final Effluent cfu/100mL		4.00	4.00	6.00	5.00	4.00	5.00	4.00	5.00	4.00	4.00	5.00	4.00	54.00			0.00

2022 Annual Performance Report

Appendix B

Facility Work Order Summary

Work Management System (WMS)

Work Order List

Site: OCWASITE

Work Order	Description	Location	Type	Status	Criticality	Lead	Crew	Work Group	Asset	Route	Job Plan	Scheduled Start	Actual Start	Reported Date
2596167	Facility Health & Safety Inspection Collections (1m) 5004	5004-SP01	PM	CLOSE	3 - PM			5004-C			HSCWI-MR01	1/1/22	1/11/22	1/1/22
2596633	Daily O&M Activities Wasaga Beach Collections (1m) 5004	5004-SP01	OPER	CLOSE	3 - PM			5004-C			FACINS01-W	1/1/22	2/2/22	1/1/22
2597404	Annunciator Panel Testing (1m) 5004	5004-SP09	PM	CLOSE	3 - PM			5004-OPS	0000082754		PANALA02-M	1/1/22	1/11/22	1/1/22
2597409	Diesel Genset PS09 Test (1m) 5004	5004-SP09	PM	CLOSE	3 - PM			5004-C	0000082784		ENGDIE02-M	1/1/22	1/12/22	1/1/22
2597428	Annunciator Panel Testing (1m) 5004	5004-SP01	PM	CLOSE	3 - PM			5004-OPS	0000082820		PANALA02-M	1/1/22	1/11/22	1/1/22
2597433	Diesel Genset PS01 Test (1m) 5004	5004-SP01	PM	CLOSE	3 - PM			5004-C	0000082841		ENGDIE02-M	1/1/22	1/6/22	1/1/22
2597452	Annunciator Panel Testing (1m) 5004	5004-SP03	PM	CLOSE	3 - PM			5004-OPS	0000082863		PANALA02-M	1/1/22	1/11/22	1/1/22
2597457	Diesel Genset PS02 Test (1m) 5004	5004-SP02	PM	CLOSE	3 - PM			5004-C	0000082888		ENGDIE02-M	1/1/22	1/6/22	1/1/22
2597476	Annunciator Panel Testing (1m) 5004	5004-SP03	PM	CLOSE	3 - PM			5004-OPS	0000082927		PANALA02-M	1/1/22	1/11/22	1/1/22
2597481	Diesel Genset PS03 Test (1m) 5004	5004-SP03	PM	CLOSE	3 - PM			5004-C	0000082985		ENGDIE02-M	1/1/22	1/13/22	1/1/22
2597500	Diesel Genset PS11 Test (1m) 5004	5004-SP11	PM	CLOSE	3 - PM			5004-C	0000083065		ENGDIE02-M	1/1/22	1/19/22	1/1/22
2597519	Diesel Genset PS04 Test (1m) 5004	5004-SP04	PM	CLOSE	3 - PM			5004-C	0000083090		ENGDIE02-M	1/1/22	1/19/22	1/1/22
2597538	Diesel Genset PS14 Test (1m) 5004	5004-SP14	PM	CLOSE	3 - PM			5004-C	0000083883		ENGDIE02-M	1/1/22	1/19/22	1/1/22
2597566	Diesel Genset PS15 Test (1m) 5004	5004-SP15	PM	CLOSE	3 - PM			5004-C	0000092930		ENGDIE02-M	1/1/22	1/6/22	1/1/22
2597590	Nat Gas Genset PS05 Test (1m) 5004	5004-SP05	PM	CLOSE	3 - PM			5004-C	0000156631		ENGNAT01	1/1/22	1/12/22	1/1/22
2597602	Diesel Genset PS08 Test (1m) 5004	5004-SP08	PM	CLOSE	3 - PM			5004-C	0000156657		ENGDIE02-M	1/1/22	1/13/22	1/1/22
2597621	Diesel Genset PS07 Test (1m) 5004	5004-SP07	PM	CLOSE	3 - PM			5004-C	0000156669		ENGDIE02-M	1/1/22	1/13/22	1/1/22
2597640	Diesel Genset PS06 Test (1m) 5004	5004-SP06	PM	CLOSE	3 - PM			5004-C	0000156681		ENGDIE02-M	1/1/22	1/19/22	1/1/22
2597659	Nat Gas Genset PS13 Test (1m) 5004	5004-SP13	PM	CLOSE	3 - PM			5004-C	0000156694		ENGNAT01	1/1/22	1/12/22	1/1/22
2597690	Diesel Genset PS18 Test (1m) 5004	5004-SP18	PM	CLOSE	3 - PM			5004-C	0000276770		ENGDIE02-M	1/1/22	1/12/22	1/1/22
2597709	Diesel Genset PS19 Test (1m) 5004	5004-SP19	PM	CLOSE	3 - PM			5004-C	0000276838		ENGDIE02-M	1/1/22	1/19/22	1/1/22
2598048	Panel Control Insp/Service (3y) 5004	5004-SP01	PM	CLOSE	3 - PM			GBAY-UPI	0000082832		PANCON04-T	1/1/22	1/31/22	1/1/22
2598064	Pump Cent Insp/Service (1y) 5004	5004-SP09	PM	CLOSE	3 - PM			GBAY-MC1	0000065883		PUMCEN10A	1/1/22	5/13/22	1/1/22
2598082	Pump Cent Insp/Service (1y) 5004	5004-SP09	PM	COMP	3 - PM			GBAY-MC1	0000065884		PUMCEN10A	7/4/22	12/20/22	1/1/22
2598100	Pump Cent Insp/Service (1y) 5004	5004-SP09	PM	COMP	3 - PM			GBAY-MC1	0000065885		PUMCEN10A	7/4/22	12/20/22	1/1/22
2598118	Pump Cent Insp/Service (1y) 5004	5004-SP09	PM	COMP	3 - PM			GBAY-MC1	0000065886		PUMCEN10A	1/1/22	12/20/22	1/1/22
2598340	Pump Cent Insp/Service (1y) 5004	5004-SP03	PM	CLOSE	3 - PM			GBAY-MC1	0000093250		PUMCEN10A	1/1/22	10/3/22	1/1/22
2598358	Pump Cent Insp/Service (1y) 5004	5004-SP03	PM	COMP	3 - PM			GBAY-MC1	0000093251		PUMCEN10A	1/1/22	12/20/22	1/1/22
2598376	Pump Cent Insp/Service (1y) 5004	5004-SP03	PM	COMP	3 - PM			GBAY-MC1	0000093252		PUMCEN10A	1/1/22	12/20/22	1/1/22

Work Management System (WMS)

Work Order List

Site: OCWASITE

Work Order	Description	Location	Type	Status	Criticality	Lead	Crew	Work Group	Asset	Route	Job Plan	Scheduled Start	Actual Start	Reported Date
2598394	Pump Cent Insp/Service (1y) 5004	5004-SP03	PM	CLOSE	3 - PM			GBAY-MC1	0000093253		PUMCEN10A	1/1/22	2/22/22	1/1/22
2598467	Pump Submersible Insp/Service (1y) 5004	5004-SP01	PM	CLOSE	3 - PM			GBAY-MC1	0000082825		PUMSUB01-A	1/1/22	6/20/22	1/1/22
2598476	Pump Submersible Insp/Service (1y) 5004	5004-SP01	PM	CLOSE	3 - PM			GBAY-MC1	0000082826		PUMSUB01-A	1/1/22	6/20/22	1/1/22
2598485	Pump Submersible Insp/Service (1y) 5004	5004-SP02	PM	CLOSE	3 - PM			GBAY-MC1	0000082866		PUMSUB01-A	1/1/22	6/24/22	1/1/22
2598494	Pump Submersible Insp/Service (1y) 5004	5004-SP02	PM	CLOSE	3 - PM			GBAY-MC1	0000082870		PUMSUB01-A	1/1/22	7/12/22	1/1/22
2598503	Pump Submersible Insp/Service (1y) 5004	5004-SP02	PM	CLOSE	3 - PM			GBAY-MC1	0000082871		PUMSUB01-A	1/1/22	6/24/22	1/1/22
2598512	Pump Submersible Insp/Service (1y) 5004	5004-SP12	PM	CLOSE	3 - PM			GBAY-MC1	0000082913		PUMSUB01-A	1/1/22	10/25/22	1/1/22
2598521	Pump Submersible Insp/Service (1y) 5004	5004-SP12	PM	CLOSE	3 - PM			GBAY-MC1	0000082914		PUMSUB01-A	1/1/22	10/25/22	1/1/22
2598530	Pump Submersible Insp/Service (1y) 5004	5004-SP10	PM	CLOSE	3 - PM			GBAY-MC1	0000082918		PUMSUB01-A	1/1/22	1/27/22	1/1/22
2598539	Pump Submersible Insp/Service (1y) 5004	5004-SP08	PM	CLOSE	3 - PM			GBAY-MC1	0000083008		PUMSUB01-A	1/1/22	10/3/22	1/1/22
2598548	Pump Submersible Insp/Service (1y) 5004	5004-SP08	PM	CLOSE	3 - PM			GBAY-MC1	0000083009		PUMSUB01-A	1/1/22	4/18/22	1/1/22
2598557	Pump Submersible Insp/Service (1y) 5004	5004-SP08	PM	CLOSE	3 - PM			GBAY-MC1	0000083010		PUMSUB01-A	1/1/22	10/3/22	1/1/22
2598566	Pump Submersible Insp/Service (1y) 5004	5004-SP07	PM	CLOSE	3 - PM			GBAY-MC1	0000083036		PUMSUB01-A	1/1/22	1/31/22	1/1/22
2598575	Pump Submersible Insp/Service (1y) 5004	5004-SP11	PM	CLOSE	3 - PM			GBAY-MC1	0000083068		PUMSUB01-A	1/1/22	7/15/22	1/1/22
2598584	Pump Submersible Insp/Service (1y) 5004 PS#11	5004-SP11	PM	COMP	3 - PM	Richard Eagle		GBAY-MC1	0000327189		PUMSUB01-A	7/4/22	12/20/22	1/1/22
2598593	Pump Submersible Insp/Service (1y) 5004	5004-SP04	PM	CLOSE	3 - PM			GBAY-MC1	0000083096		PUMSUB01-A	1/1/22	12/4/22	1/1/22
2598602	Pump Submersible Insp/Service (1y) 5004	5004-SP04	PM	CLOSE	3 - PM			GBAY-MC1	0000083097		PUMSUB01-A	1/1/22	8/5/22	1/1/22
2598611	Pump Submersible Insp/Service (1y) 5004	5004-SP14	PM	CLOSE	3 - PM			GBAY-MC1	0000083862		PUMSUB01-A	1/1/22	7/15/22	1/1/22
2598620	Pump Submersible Insp/Service (1y) 5004	5004-SP14	PM	CLOSE	3 - PM			GBAY-MC1	0000083863		PUMSUB01-A	1/1/22	7/15/22	1/1/22
2598634	Pump Submersible Insp/Service (1y) 5004	5004-SP15	PM	COMP	3 - PM			GBAY-MC1	0000092927		PUMSUB01-A	1/1/22	12/20/22	1/1/22
2598643	Pump Submersible Insp/Service (1y) 5004	5004-SP15	PM	COMP	3 - PM			GBAY-MC1	0000092928		PUMSUB01-A	1/1/22	12/20/22	1/1/22

Work Management System (WMS)

Work Order List

Site: OCWASITE

Work Order	Description	Location	Type	Status	Criticality	Lead	Crew	Work Group	Asset	Route	Job Plan	Scheduled Start	Actual Start	Reported Date
2598652	Pump Submersible Insp/Service (1y) 5004	5004-SP07	PM	CLOSE	3 - PM			GBAY-MC1	0000094948		PUMSUB01-A	1/1/22	1/31/22	1/1/22
2598661	Pump Submersible Insp/Service (1y) 5004	5004-SP07	PM	CLOSE	3 - PM			GBAY-MC1	0000094949		PUMSUB01-A	1/1/22	1/31/22	1/1/22
2598670	Pump Submersible Insp/Service (1y) 5004	5004-SP07	PM	CLOSE	3 - PM			GBAY-MC1	0000094950		PUMSUB01-A	1/1/22	1/31/22	1/1/22
2598679	Pump Submersible Insp/Service (1y) 5004	5004-SP08	PM	CLOSE	3 - PM			GBAY-MC1	0000094951		PUMSUB01-A	1/1/22	3/13/22	1/1/22
2598688	Pump Submersible Insp/Service (1y) 5004	5004-SP08	PM	CLOSE	3 - PM			GBAY-MC1	0000094952		PUMSUB01-A	1/1/22	3/2/22	1/1/22
2598697	Pump Submersible Insp/Service (1y) 5004	5004-SP08	PM	CLOSE	3 - PM			GBAY-MC1	0000094953		PUMSUB01-A	1/1/22	7/22/22	1/1/22
2598706	Pump Submersible Insp/Service (1y) 5004	5004-SP07	PM	CLOSE	3 - PM			GBAY-MC1	0000094954		PUMSUB01-A	1/1/22	1/31/22	1/1/22
2598715	Pump Submersible Insp/Service (1y) 5004	5004-SP10	PM	CLOSE	3 - PM			GBAY-MC1	0000094997		PUMSUB01-A	1/1/22	1/27/22	1/1/22
2598724	Pump Submersible Insp/Service (1y) 5004	5004-SP05	PM	CLOSE	3 - PM			GBAY-MC1	0000156639		PUMSUB01-A	1/1/22	10/3/22	1/1/22
2598733	Pump Submersible Insp/Service (1y) 5004	5004-SP06	PM	CLOSE	3 - PM			GBAY-MC1	0000156685		PUMSUB01-A	1/1/22	5/18/22	1/1/22
2598742	Pump Submersible Insp/Service (1y) 5004	5004-SP06	PM	CLOSE	3 - PM			GBAY-MC1	0000156686		PUMSUB01-A	1/1/22	5/13/22	1/1/22
2598751	Pump Submersible Insp/Service (1y) 5004	5004-SP06	PM	CLOSE	3 - PM			GBAY-MC1	0000156687		PUMSUB01-A	1/1/22	5/13/22	1/1/22
2598760	Pump Submersible Insp/Service (1y) 5004	5004-SP06	PM	CLOSE	3 - PM			GBAY-MC1	0000156688		PUMSUB01-A	1/1/22	4/18/22	1/1/22
2598769	Pump Submersible Insp/Service (1y) 5004	5004-SP13	PM	CLOSE	3 - PM			GBAY-MC1	0000156697		PUMSUB01-A	1/1/22	7/15/22	1/1/22
2598778	Pump Submersible Insp/Service (1y) 5004	5004-SP13	PM	CLOSE	3 - PM			GBAY-MC1	0000156699		PUMSUB01-A	1/1/22	7/15/22	1/1/22
2615727	Pump Submersible Insp/Service (1y) 5004 PS# 2	5004-SP02	PM	CLOSE	3 - PM	Richard Eagle		GBAY-MC1	0000327198		PUMSUB01-A	1/1/22	6/24/22	1/1/22
2615754	Pump Submersible Insp/Service (1y) 5004 PS# 12	5004-SP12	PM	CLOSE	3 - PM	Richard Eagle		GBAY-MC1		5004PUSB	PUMSUB01-A	1/1/22	7/22/22	1/1/22
2615763	Pump Submersible Insp/Service (1y) 5004 PS# 10	5004-SP10	PM	CLOSE	3 - PM	Richard Eagle		GBAY-MC1		5004SP10	PUMSUB01-A	1/1/22	1/27/22	1/1/22
2619244	Pump Submersible Insp/Service (1y) 5004	5004-SP02	PM	CLOSE	3 - PM			GBAY-MC1	0000324027		PUMSUB01-A	1/1/22	6/24/22	1/1/22
2635014	PS7 General Alarm	5004-SP07	CALL	CLOSE	5 - Urgent	Troy Backhaus							1/6/22	1/6/22
2636054	Wasaga Beach WPCP Turbo Blower Fail	5004	CALL	CLOSE	5 - Urgent	Angela Pauze							1/11/22	1/11/22
2636820	Meter Level Insp/Service (1y) 5004 PS# 10	5004-SP10	PM	CLOSE	3 - PM			GBAY-UIP	0000327195		METLEV02-A	1/15/22	5/18/22	1/15/22
2638407	WPCP Barscreen bypass	5004	CALL	CLOSE	5 - Urgent	Troy Backhaus							1/23/22	1/23/22
2640073	5004 - Wasaga Beach SCADA/HMI control and display deficiencies	5004	CORR	COMP	1 - Low	Troy Backhaus							1/31/22	1/31/22
2648954	Facility Health & Safety Inspection Collections (1m) 5004	5004-SP01	PM	CLOSE	3 - PM			5004-C			HSCWI-MR01	2/1/22	2/22/22	2/1/22
2649420	Daily O&M Activities Wasaga Beach Collections (1m) 5004	5004-SP01	OPER	CLOSE	3 - PM			5004-C			FACINS01-W	2/1/22	2/28/22	2/1/22
2650116	Annunciator Panel Testing (1m) 5004	5004-SP09	PM	CLOSE	3 - PM			5004-OPS	0000082754		PANALA02-M	2/1/22	2/25/22	2/1/22

Work Management System (WMS)

Work Order List

Site: OCWASITE

Work Order	Description	Location	Type	Status	Criticality	Lead	Crew	Work Group	Asset	Route	Job Plan	Scheduled Start	Actual Start	Reported Date
2650121	Diesel Genset PS09 Test (1m) 5004	5004-SP09	PM	CLOSE	3 - PM			5004-C	0000082784		ENGDIE02-M	2/1/22	2/10/22	2/1/22
2650140	Annunciator Panel Testing (1m) 5004	5004-SP01	PM	CLOSE	3 - PM			5004-OPS	0000082820		PANALA02-M	2/1/22	2/25/22	2/1/22
2650145	Diesel Genset PS01 Test (1m) 5004	5004-SP01	PM	CLOSE	3 - PM			5004-C	0000082841		ENGDIE02-M	2/1/22	2/22/22	2/1/22
2650164	Annunciator Panel Testing (1m) 5004	5004-SP03	PM	CLOSE	3 - PM			5004-OPS	0000082863		PANALA02-M	2/1/22	2/24/22	2/1/22
2650169	Diesel Genset PS02 Test (1m) 5004	5004-SP02	PM	CLOSE	3 - PM			5004-C	0000082888		ENGDIE02-M	2/1/22	2/22/22	2/1/22
2650188	Annunciator Panel Testing (1m) 5004	5004-SP03	PM	CLOSE	3 - PM			5004-OPS	0000082927		PANALA02-M	2/1/22	2/25/22	2/1/22
2650193	Diesel Genset PS03 Test (1m) 5004	5004-SP03	PM	CLOSE	3 - PM			5004-C	0000082985		ENGDIE02-M	2/1/22	2/25/22	2/1/22
2650212	Diesel Genset PS11 Test (1m) 5004	5004-SP11	PM	CLOSE	3 - PM			5004-C	0000083065		ENGDIE02-M	2/1/22	2/25/22	2/1/22
2650231	Diesel Genset PS04 Test (1m) 5004	5004-SP04	PM	CLOSE	3 - PM			5004-C	0000083090		ENGDIE02-M	2/1/22	2/25/22	2/1/22
2650250	Diesel Genset PS14 Test (1m) 5004	5004-SP14	PM	CLOSE	3 - PM			5004-C	0000083883		ENGDIE02-M	2/1/22	2/25/22	2/1/22
2650278	Diesel Genset PS15 Test (1m) 5004	5004-SP15	PM	CLOSE	3 - PM			5004-C	0000092930		ENGDIE02-M	2/1/22	2/22/22	2/1/22
2650302	Nat Gas Genset PS05 Test (1m) 5004	5004-SP05	PM	CLOSE	3 - PM			5004-C	0000156631		ENGNAT01	2/1/22	2/10/22	2/1/22
2650314	Diesel Genset PS08 Test (1m) 5004	5004-SP08	PM	CLOSE	3 - PM			5004-C	0000156657		ENGDIE02-M	2/1/22	2/10/22	2/1/22
2650333	Diesel Genset PS07 Test (1m) 5004	5004-SP07	PM	CLOSE	3 - PM			5004-C	0000156669		ENGDIE02-M	2/1/22	2/16/22	2/1/22
2650352	Diesel Genset PS06 Test (1m) 5004	5004-SP06	PM	CLOSE	3 - PM			5004-C	0000156681		ENGDIE02-M	2/1/22	2/16/22	2/1/22
2650371	Nat Gas Genset PS13 Test (1m) 5004	5004-SP13	PM	CLOSE	3 - PM			5004-C	0000156694		ENGNAT01	2/1/22	2/25/22	2/1/22
2650402	Diesel Genset PS18 Test (1m) 5004	5004-SP18	PM	CLOSE	3 - PM			5004-C	0000276770		ENGDIE02-M	2/1/22	2/25/22	2/1/22
2650421	Diesel Genset PS19 Test (1m) 5004	5004-SP19	PM	CLOSE	3 - PM			5004-C	0000276838		ENGDIE02-M	2/1/22	2/16/22	2/1/22
2650493	Generator Electric Insp (3y) 5004	5004-WWWB	PM	CLOSE	3 - PM			GBAY-UPI		5004GENE	GENELE01-T	2/1/22	6/24/22	2/1/22
2650559	MCC Insp/Service (3y) 5004	5004-SP08	PM	CLOSE	3 - PM			GBAY-UPI	0000156649		MCC01-T	2/1/22	2/7/22	2/1/22
2650565	MCC Insp/Service (3y) 5004	5004-SP05	PM	CLOSE	3 - PM			GBAY-UPI	0000156634		MCC01-T	2/1/22	2/4/22	2/1/22
2650568	MCC Insp/Service (3y) 5004	5004-SP06	PM	CLOSE	3 - PM			GBAY-UPI	0000156679		MCC01-T	2/1/22	2/7/22	2/1/22
2650571	MCC Insp/Service (3y) 5004	5004-SP07	PM	CLOSE	3 - PM			GBAY-UPI	0000156661		MCC01-T	2/1/22	2/3/22	2/1/22

Work Management System (WMS)

Work Order List

Site: OCWASITE

Work Order	Description	Location	Type	Status	Criticality	Lead	Crew	Work Group	Asset	Route	Job Plan	Scheduled Start	Actual Start	Reported Date
2650574	MCC Insp/Service (3y) 5004	5004-SP13	PM	CLOSE	3 - PM			GBAY-UPI	0000156701		MCC01-T	2/1/22	2/22/22	2/1/22
2650577	Panel Control Insp/Service (3y) 5004	5004-SP08	PM	CLOSE	3 - PM			GBAY-UPI	0000156651		PANCON04-T	2/1/22	2/22/22	2/1/22
2650581	Panel Control Insp/Service (3y) 5004	5004-SP06	PM	CLOSE	3 - PM			GBAY-UPI	0000156676		PANCON04-T	2/1/22	2/7/22	2/1/22
2650585	Panel Control Insp/Service (3y) 5004	5004-SP13	PM	CLOSE	3 - PM			GBAY-UPI	0000156690		PANCON04-T	2/1/22	2/22/22	2/1/22
2650589	Panel PLC Insp/Service (1y) 5004	5004-SP05	PM	CLOSE	3 - PM			GBAY-UPI	0000156635		PANPLC01-A	2/1/22	2/7/22	2/1/22
2650615	Panel Transfer Insp/Service (3y) 5004	5004-SP05	PM	CLOSE	3 - PM			GBAY-UPI	0000156633		PANTRA01-T	2/1/22	2/3/22	2/1/22
2650638	Panel Transfer Insp/Service (3y) 5004	5004-SP08	PM	CLOSE	3 - PM			GBAY-UPI	0000156654		PANTRA01-T	2/1/22	2/7/22	2/1/22
2650649	Panel Transfer Insp/Service (3y) 5004	5004-SP07	PM	CLOSE	3 - PM			GBAY-UPI	0000156662		PANTRA01-T	2/1/22	2/7/22	2/1/22
2650660	Panel Transfer Insp/Service (3y) 5004	5004-SP06	PM	CLOSE	3 - PM			GBAY-UPI	0000156678		PANTRA01-T	2/1/22	2/7/22	2/1/22
2650671	Panel Transfer Insp/Service (3y) 5004	5004-SP13	PM	CLOSE	3 - PM			GBAY-UPI	0000156700		PANTRA01-T	2/1/22	2/7/22	2/1/22
2676361	PS3 Gen/HL alarm, Bell line fail, 5004	5004-SP03	CALL	CLOSE	5 - Urgent		Colin Kasperavicius						1/31/22	2/2/22
2678541	WPCP Disk Filter Influent High Level	5004	CALL	CLOSE	5 - Urgent		Troy Backhaus						2/13/22	2/13/22
2679082	Disk filter influent high level	5004	CALL	CLOSE	5 - Urgent		Troy Backhaus						2/16/22	2/16/22
2681665	Customer Complaint, PS14 running dry, 5004	5004-SP14	CALL	CLOSE	5 - Urgent		Colin Kasperavicius						2/23/22	2/28/22
2681676	CC01- Bypass Incident Concern	5004	OPER	CLOSE	1 - Low		Troy Backhaus						2/28/22	2/28/22
2691236	Facility Health & Safety Inspection Collections (1m) 5004	5004-SP01	PM	CLOSE	3 - PM				5004-C		HSCWI-MR01	3/1/22	3/29/22	3/1/22
2691705	Daily O&M Activities Wasaga Beach Collections (1m) 5004	5004-SP01	OPER	CLOSE	3 - PM				5004-C		FACINS01-W	3/1/22	4/4/22	3/1/22
2692445	Annunciator Panel Testing (1m) 5004	5004-SP09	PM	CLOSE	3 - PM				5004-OPS	0000082754	PANALA02-M	3/1/22	3/29/22	3/1/22
2692450	Diesel Genset PS09 Test (1m) 5004	5004-SP09	PM	CLOSE	3 - PM				5004-C	0000082784	ENGDIE02-M	3/1/22	3/16/22	3/1/22
2692469	Annunciator Panel Testing (1m) 5004	5004-SP01	PM	CLOSE	3 - PM				5004-OPS	0000082820	PANALA02-M	3/1/22	3/29/22	3/1/22
2692474	Diesel Genset PS01 Test (1m) 5004	5004-SP01	PM	CLOSE	3 - PM				5004-C	0000082841	ENGDIE02-M	3/1/22	3/18/22	3/1/22
2692493	Annunciator Panel Testing (1m) 5004	5004-SP03	PM	CLOSE	3 - PM				5004-OPS	0000082863	PANALA02-M	3/1/22	3/29/22	3/1/22
2692498	Diesel Genset PS02 Test (1m) 5004	5004-SP02	PM	CLOSE	3 - PM				5004-C	0000082888	ENGDIE02-M	3/1/22	3/18/22	3/1/22
2692517	Annunciator Panel Testing (1m) 5004	5004-SP03	PM	CLOSE	3 - PM				5004-OPS	0000082927	PANALA02-M	3/1/22	3/29/22	3/1/22
2692522	Diesel Genset PS03 Test (1m) 5004	5004-SP03	PM	CLOSE	3 - PM				5004-C	0000082985	ENGDIE02-M	3/1/22	3/23/22	3/1/22
2692541	Diesel Genset PS11 Test (1m) 5004	5004-SP11	PM	CLOSE	3 - PM				5004-C	0000083065	ENGDIE02-M	3/1/22	3/15/22	3/1/22
2692560	Diesel Genset PS04 Test (1m) 5004	5004-SP04	PM	CLOSE	3 - PM				5004-C	0000083090	ENGDIE02-M	3/1/22	3/23/22	3/1/22

Work Management System (WMS)

Work Order List

Site: OCWASITE

Work Order	Description	Location	Type	Status	Criticality	Lead	Crew	Work Group	Asset	Route	Job Plan	Scheduled Start	Actual Start	Reported Date
2692579	Diesel Genset PS14 Test (1m) 5004	5004-SP14	PM	CLOSE	3 - PM			5004-C	0000083883		ENGDIE02-M	3/1/22	3/15/22	3/1/22
2692607	Diesel Genset PS15 Test (1m) 5004	5004-SP15	PM	CLOSE	3 - PM			5004-C	0000092930		ENGDIE02-M	3/1/22	3/18/22	3/1/22
2692631	Nat Gas Genset PS05 Test (1m) 5004	5004-SP05	PM	CLOSE	3 - PM			5004-C	0000156631		ENGNAT01	3/1/22	3/16/22	3/1/22
2692643	Diesel Genset PS08 Test (1m) 5004	5004-SP08	PM	CLOSE	3 - PM			5004-C	0000156657		ENGDIE02-M	3/1/22	3/23/22	3/1/22
2692662	Diesel Genset PS07 Test (1m) 5004	5004-SP07	PM	CLOSE	3 - PM			5004-C	0000156669		ENGDIE02-M	3/1/22	3/23/22	3/1/22
2692681	Diesel Genset PS06 Test (1m) 5004	5004-SP06	PM	CLOSE	3 - PM			5004-C	0000156681		ENGDIE02-M	3/1/22	3/23/22	3/1/22
2692700	Nat Gas Genset PS13 Test (1m) 5004	5004-SP13	PM	CLOSE	3 - PM			5004-C	0000156694		ENGNAT01	3/1/22	3/16/22	3/1/22
2692731	Diesel Genset PS18 Test (1m) 5004	5004-SP18	PM	CLOSE	3 - PM			5004-C	0000276770		ENGDIE02-M	3/1/22	3/18/22	3/1/22
2692750	Diesel Genset PS19 Test (1m) 5004	5004-SP19	PM	CLOSE	3 - PM			5004-C	0000276838		ENGDIE02-M	3/1/22	3/15/22	3/1/22
2722147	WPCP filter inlet High level, Barscreen bypass, PS9 general	5004	CALL	CLOSE	5 - Urgent	Troy Backhaus							3/7/22	3/7/22
2722155	PS9 General Alarm	5004-SP09	CALL	CLOSE	5 - Urgent	Troy Backhaus							3/7/22	3/7/22
2722159	PS9 General Alarm	5004-SP09	CALL	CLOSE	5 - Urgent	Troy Backhaus							3/7/22	3/7/22
2723259	PS1 General Alarm	5004-SP01	CALL	CLOSE	5 - Urgent	Troy Backhaus							3/11/22	3/11/22
2725132	PS7 General Alarm, Generator Running/No Power, 5004	5004-SP07	CALL	CLOSE	5 - Urgent	Colin Kasperavicius							3/20/22	3/21/22
2726836	SPS#19 Generator Repair - CAPITAL	5004-SP19	CAP	CLOSE	1 - Low	Troy Backhaus		5004-OPS	0000276838				6/22/22	3/28/22
2726837	Wasaga Beach Jenetta and SPS Generator Repairs - CAPITAL	5004	CAP	CLOSE	1 - Low	Troy Backhaus		5004-OPS					6/22/22	3/28/22
2738164	Facility Health & Safety Inspection Collections (1m) 5004	5004-SP01	PM	CLOSE	3 - PM			5004-C			HSCWI-MR01	4/1/22	4/7/22	4/1/22
2738626	Daily O&M Activities Wasaga Beach Collections (1m) 5004	5004-SP01	OPER	CLOSE	3 - PM			5004-C			FACINS01-W	4/1/22	5/2/22	4/1/22
2739314	Annunciator Panel Testing (1m) 5004	5004-SP09	PM	CLOSE	3 - PM			5004-OPS	0000082754		PANALA02-M	4/1/22	4/11/22	4/1/22
2739319	Diesel Genset PS09 Test (1m) 5004	5004-SP09	PM	CLOSE	3 - PM			5004-C	0000082784		ENGDIE02-M	4/1/22	4/13/22	4/1/22
2739338	Annunciator Panel Testing (1m) 5004	5004-SP01	PM	CLOSE	3 - PM			5004-OPS	0000082820		PANALA02-M	4/1/22	4/11/22	4/1/22
2739343	Diesel Genset PS01 Test (1m) 5004	5004-SP01	PM	CLOSE	3 - PM			5004-C	0000082841		ENGDIE02-M	4/1/22	4/6/22	4/1/22
2739362	Annunciator Panel Testing (1m) 5004	5004-SP03	PM	CLOSE	3 - PM			5004-OPS	0000082863		PANALA02-M	4/1/22	4/11/22	4/1/22

Work Management System (WMS)

Work Order List

Site: OCWASITE

Work Order	Description	Location	Type	Status	Criticality	Lead	Crew	Work Group	Asset	Route	Job Plan	Scheduled Start	Actual Start	Reported Date
2739367	Diesel Genset PS02 Test (1m)	5004	5004-SP02	PM	CLOSE	3 - PM		5004-C	0000082888		ENGDIE02-M	4/1/22	4/6/22	4/1/22
2739386	Annunciator Panel Testing (1m)	5004	5004-SP03	PM	CLOSE	3 - PM		5004-OPS	0000082927		PANALA02-M	4/1/22	4/11/22	4/1/22
2739391	Diesel Genset PS03 Test (1m)	5004	5004-SP03	PM	CLOSE	3 - PM		5004-C	0000082985		ENGDIE02-M	4/1/22	4/13/22	4/1/22
2739410	Diesel Genset PS11 Test (1m)	5004	5004-SP11	PM	CLOSE	3 - PM		5004-C	0000083065		ENGDIE02-M	4/1/22	4/5/22	4/1/22
2739429	Diesel Genset PS04 Test (1m)	5004	5004-SP04	PM	CLOSE	3 - PM		5004-C	0000083090		ENGDIE02-M	4/1/22	4/6/22	4/1/22
2739448	Diesel Genset PS14 Test (1m)	5004	5004-SP14	PM	CLOSE	3 - PM		5004-C	0000083883		ENGDIE02-M	4/1/22	4/5/22	4/1/22
2739476	Diesel Genset PS15 Test (1m)	5004	5004-SP15	PM	CLOSE	3 - PM		5004-C	0000092930		ENGDIE02-M	4/1/22	4/6/22	4/1/22
2739500	Nat Gas Genset PS05 Test (1m)	5004	5004-SP05	PM	CLOSE	3 - PM		5004-C	0000156631		ENGNAT01	4/1/22	4/6/22	4/1/22
2739512	Diesel Genset PS08 Test (1m)	5004	5004-SP08	PM	CLOSE	3 - PM		5004-C	0000156657		ENGDIE02-M	4/1/22	4/5/22	4/1/22
2739531	Diesel Genset PS07 Test (1m)	5004	5004-SP07	PM	CLOSE	3 - PM		5004-C	0000156669		ENGDIE02-M	4/1/22	4/6/22	4/1/22
2739550	Diesel Genset PS06 Test (1m)	5004	5004-SP06	PM	CLOSE	3 - PM		5004-C	0000156681		ENGDIE02-M	4/1/22	4/13/22	4/1/22
2739569	Nat Gas Genset PS13 Test (1m)	5004	5004-SP13	PM	CLOSE	3 - PM		5004-C	0000156694		ENGNAT01	4/1/22	4/6/22	4/1/22
2739600	Diesel Genset PS18 Test (1m)	5004	5004-SP18	PM	CLOSE	3 - PM		5004-C	0000276770		ENGDIE02-M	4/1/22	4/6/22	4/1/22
2739619	Diesel Genset PS19 Test (1m)	5004	5004-SP19	PM	CLOSE	3 - PM		5004-C	0000276838		ENGDIE02-M	4/1/22	4/6/22	4/1/22
2739769	Valve Backflow Insp/Service (1y)	5004	5004-WWWB-F-BG	PM	CLOSE	3 - PM		5004-OPS	0000082069	5004VBFL	VALBAC02	4/1/22	4/21/22	4/1/22
2739955	Battery Bank UPS Insp (1y)	5004	5004-SP05	PM	CLOSE	3 - PM		GBAY-UPI	0000156644		UPS03	4/1/22	4/12/22	4/1/22
2739961	Battery Bank UPS Insp (1y)	5004	5004-SP08	PM	CLOSE	3 - PM		GBAY-UPI	0000156655		UPS03	4/1/22	4/12/22	4/1/22
2739967	Battery Bank UPS Insp (1y)	5004	5004-SP06	PM	CLOSE	3 - PM		GBAY-UPI	0000156675		UPS03	4/1/22	4/12/22	4/1/22
2739973	Battery Bank UPS Insp (1y)	5004	5004-SP13	PM	CLOSE	3 - PM		GBAY-UPI	0000156702		UPS03	4/1/22	4/12/22	4/1/22
2739996	MCC Insp/Service (3y)	5004	5004-SP15	PM	CLOSE	3 - PM		GBAY-UPI	0000092924		MCC01-T	4/1/22	4/12/22	4/1/22
2757719	Fans & Louvre Pumping Station 01 Inspection/Service Route (1y) - 5004	5004	5004-SP01	PM	CLOSE	3 - PM		GBAY-MC1		5004FS01	FANEXH06	4/1/22	6/13/22	4/1/22
2757741	Fans & Louvre Pumping Station 02 Inspection/Service Route (1y) - 5004	5004	5004-SP02	PM	CLOSE	3 - PM		GBAY-MC1		5004FS02	FANEXH06	4/1/22	6/24/22	4/1/22
2757751	Fans & Louvre Pumping Station 03 Inspection/Service Route (1y) - 5004	5004	5004-SP03	PM	CLOSE	3 - PM		GBAY-MC1		5004FS03	FANEXH06	4/1/22	5/4/22	4/1/22
2757761	Fans & Louvre Pumping Station 04 Inspection/Service Route (1y) - 5004	5004	5004-SP04	PM	CLOSE	3 - PM		GBAY-MC1		5004FS04	FANEXH06	4/1/22	5/24/22	4/1/22
2757771	Fans & Louvre Pumping Station 07 Inspection/Service Route (1y) - 5004	5004	5004-SP07	PM	CLOSE	3 - PM		GBAY-MC1		5004FS07	FANEXH06	4/1/22	4/25/22	4/1/22
2757781	Fans & Louvre Pumping Station 08 Inspection/Service Route (1y) - 5004	5004	5004-SP08	PM	CLOSE	3 - PM		GBAY-MC1		5004FS08	FANEXH06	4/1/22	7/22/22	4/1/22

Work Management System (WMS)

Work Order List

Site: OCWASITE

Work Order	Description	Location	Type	Status	Criticality	Lead	Crew	Work Group	Asset	Route	Job Plan	Scheduled Start	Actual Start	Reported Date
2757791	Fans & Louvre Pumping Station 09 Inspection/ Service Route (1y) - 5004	5004-SP09	PM	CLOSE	3 - PM			GBAY-MC1		5004FS09	FANEXH06	4/1/22	5/12/22	4/1/22
2757801	Fans & Louvre Pumping Station 10 Inspection/ Service Route (1y) - 5004	5004-SP10	PM	CLOSE	3 - PM			GBAY-MC1		5004FS10	FANEXH06	4/1/22	5/24/22	4/1/22
2757811	Fans & Louvre Pumping Station 11 Inspection/ Service Route (1y) - 5004	5004-SP11	PM	CLOSE	3 - PM			GBAY-MC1		5004FS11	FANEXH06	4/1/22	5/30/22	4/1/22
2757821	Fans & Louvre Pumping Station 12 Inspection/ Service Route (1y) - 5004	5004-SP12	PM	CLOSE	3 - PM			GBAY-MC1		5004FS12	FANEXH06	4/1/22	5/30/22	4/1/22
2757831	Fans & Louvre Pumping Station 14 Inspection/ Service Route (1y) - 5004	5004-SP14	PM	CLOSE	3 - PM			GBAY-MC1		5004FS14	FANEXH06	4/1/22	10/12/22	4/1/22
2757842	Fans & Louvre Pumping Station 15 Inspection/ Service Route (1y) - 5004	5004-SP15	PM	CLOSE	3 - PM			GBAY-MC1		5004FS15	FANEXH06	4/1/22	6/15/22	4/1/22
2757852	Fans & Louvre Pumping Station 18 Inspection/ Service Route (1y) - 5004	5004-SP18	PM	CLOSE	3 - PM			GBAY-MC1		5004FS18	FANEXH06	4/1/22	6/13/22	4/1/22
2757862	Fans & Louvre Pumping Station 19 Inspection/ Service Route (1y) - 5004	5004-SP19	PM	CLOSE	3 - PM			GBAY-MC1		5004FS19	FANEXH06	4/1/22	5/30/22	4/1/22
2776317	5004C - Pumpstation 8 Pump 2 Repair	5004-SP08	CAP	CLOSE	4 - High	John Bristow			0000094953				6/24/22	4/21/22
2776928	Community complaint, PS14 run dry, 5004	5004-SP14	CALL	CLOSE	5 - Urgent	Colin Kasperavicius							4/23/22	4/25/22
2777609	PS 3 general, pump 1 over temp alarm, 5004	5004-SP03	CALL	CLOSE	5 - Urgent	Colin Kasperavicius			0000093250				4/28/22	4/28/22
2788077	Facility Health & Safety Insp Collections PS#01 (1m) 5004	5004-SP01	PM	CLOSE	3 - PM			5004-C			HSCWI-MR01	5/1/22	6/2/22	5/1/22
2788565	Daily O&M Activities Wasaga Beach Collections (1m) 5004	5004-SP01	OPER	CLOSE	3 - PM			5004-C			FACINS01-W	5/1/22	6/2/22	5/1/22
2789374	Panel Annunciator Testing PS09 Wasaga B (1m) 5004	5004-SP09	PM	CLOSE	3 - PM			5004-OPS	0000082754		PANALA02-M	5/1/22	5/31/22	5/1/22
2789379	Engine Diesel Genset Test PS09 (1m) 5004	5004-SP09	PM	CLOSE	3 - PM			5004-C	0000082784		ENGDI02-M	5/1/22	5/31/22	5/1/22
2789398	Panel Annunciator In MCC Testing PS01 (1m) 5004	5004-SP01	PM	CLOSE	3 - PM			5004-OPS	0000082820		PANALA02-M	5/1/22	5/31/22	5/1/22
2789403	Engine Diesel Genset Test PS01 Wasaga (1m) 5004	5004-SP01	PM	CLOSE	3 - PM			5004-C	0000082841		ENGDI02-M	5/1/22	5/20/22	5/1/22
2789422	Panel Annunciator Testing PS02 Wasaga (1m) 5004	5004-SP03	PM	CLOSE	3 - PM			5004-OPS	0000082863		PANALA02-M	5/1/22	5/31/22	5/1/22

Work Management System (WMS)

Work Order List

Site: OCWASITE

Work Order	Description	Location	Type	Status	Criticality	Lead	Crew Work Group	Asset	Route	Job Plan	Scheduled Start	Actual Start	Reported Date
2789427	Engine Diesel Genset Test PS02 Wasaga Beach (1m) 5004	5004-SP02	PM	CLOSE	3 - PM		5004-C	0000082888		ENGDIE02-M	5/1/22	5/20/22	5/1/22
2789446	Panel Annunciator Testing PS03 Wasaga Beach (1m) 5004	5004-SP03	PM	CLOSE	3 - PM		5004-OPS	0000082927		PANALA02-M	5/1/22	6/2/22	5/1/22
2789451	Engine Diesel Genset Test PS03 Wasaga Beach (1m) 5004	5004-SP03	PM	CLOSE	3 - PM		5004-C	0000082985		ENGDIE02-M	5/1/22	5/31/22	5/1/22
2789470	Engine Diesel Genset Test PS11 Wasaga Beach (1m) 5004	5004-SP11	PM	CLOSE	3 - PM		5004-C	0000083065		ENGDIE02-M	5/1/22	5/23/22	5/1/22
2789489	Engine Diesel Genset Test PS04 Wasaga Beach (1m) 5004	5004-SP04	PM	CLOSE	3 - PM		5004-C	0000083090		ENGDIE02-M	5/1/22	5/25/22	5/1/22
2789508	Engine Diesel Genset Test PS14 Wasaga Beach (1m) 5004	5004-SP14	PM	CLOSE	3 - PM		5004-C	0000083883		ENGDIE02-M	5/1/22	5/23/22	5/1/22

Work Management System (WMS)

Work Order List

Site: OCWASITE

Work Order	Description	Location	Type	Status	Criticality	Lead	Crew	Work Group	Asset	Route	Job Plan	Scheduled Start	Actual Start	Reported Date
2789536	Engine Diesel Genset Test PS15 Wasaga Beach (1m) 5004	5004-SP15	PM	CLOSE	3 - PM			5004-C	0000092930		ENGDIE02-M	5/1/22	5/20/22	5/1/22
2789560	Engine Natural Gas Genset Test PS05 Wasaga B (1m) 5004	5004-SP05	PM	CLOSE	3 - PM			5004-C	0000156631		ENGNAT01	5/1/22	5/31/22	5/1/22
2789572	Engine Diesel Genset Test PS08 Wasaga Beach (1m) 5004	5004-SP08	PM	CLOSE	3 - PM			5004-C	0000156657		ENGDIE02-M	5/1/22	5/25/22	5/1/22
2789591	Engine Diesel Genset Test PS07 Wasaga Beach (1m) 5004	5004-SP07	PM	CLOSE	3 - PM			5004-C	0000156669		ENGDIE02-M	5/1/22	5/25/22	5/1/22
2789610	Engine Diesel Genset Test PS06 Wasaga Beach (1m) 5004	5004-SP06	PM	CLOSE	3 - PM			5004-C	0000156681		ENGDIE02-M	5/1/22	5/25/22	5/1/22
2789629	Engine Natural Gas Genset Test PS13 Wasaga (1m) 5004	5004-SP13	PM	CLOSE	3 - PM			5004-C	0000156694		ENGNAT01	5/1/22	5/31/22	5/1/22
2789660	Engine Diesel Genset Test PS18 Wasaga Beach (1m) 5004	5004-SP18	PM	CLOSE	3 - PM			5004-C	0000276770		ENGDIE02-M	5/1/22	5/20/22	5/1/22
2789679	Engine Diesel Genset Test PS19 Baywood WB (1m) 5004	5004-SP19	PM	CLOSE	3 - PM			5004-C	0000276838		ENGDIE02-M	5/1/22	5/23/22	5/1/22
2789821	Meter Level 02 Wet Well Insp/Service PS18 WB (1y) 5004	5004-SP18	PM	CLOSE	3 - PM			GBAY-UPI	0000291525		METLEV06-A	5/1/22	7/15/22	5/1/22
2790085	Panel PLC Sewage Insp/Service PS04 Wasaga (3y) 5004	5004-SP04	PM	CLOSE	3 - PM			GBAY-UPI	0000083074		PANCON04-T	5/1/22	5/24/22	5/1/22
2817803	Submit Q1 Quarterly Bypass Report to MECP- Wasaga Beach WPCP- Due May 15th	5004	PM	CLOSE	3 - PM	Kristen Tilotta		GBAY-PCT				5/15/22	5/2/22	5/2/22
2817807	WSER Q1 Submission (due May 15) - Wasaga Beach WPCP	5004	PM	CLOSE	3 - PM			GBAY-PCT			RP05	5/15/22	5/4/22	5/2/22
2818151	CC01- Odour Complaint- Wasaga Beach WPCP	5004	OPER	CLOSE	1 - Low	Kristen Tilotta		GBAY-PCT				4/5/22	4/5/22	5/3/22
2818542	WISKI7 Data Review for Previous Month - Sewage - Wasaga Beach WPCP	5004	PM	CLOSE	3 - PM			GBAY-PCT			FACREV04-M		5/13/22	5/4/22
2818549	Monthly Client Report- Wasaga Beach WPCP	5004	PM	CLOSE	3 - PM			GBAY-PCT			FACREV04-M		5/4/22	5/4/22
2820605	CC01- Odour Complaint- Brillinger Drive	5004	OPER	CLOSE	1 - Low	Kristen Tilotta		GBAY-PCT					5/13/22	5/11/22
2821582	WWTF High Filter Inlet Alarm	5004	CALL	CLOSE	5 - Urgent	Angela Pauze							5/16/22	5/16/22
2821584	WWTF Filter Inlet Channel High Alarm	5004	CALL	CLOSE	5 - Urgent	Angela Pauze							5/16/22	5/16/22
2822085	Rebuild RSP#1 PS#9 - 5004-SP09	5004-SP09	CAP	CLOSE	4 - High	John Bristow		GBAY-MC1	0000065883				8/12/22	5/18/22
2824626	Duty pump and pump running mismatch, PS17, 5004	5004-SP17	CORR	CLOSE	1 - Low	Colin Kasperavicius		GBAY-MC1	0000312849				8/16/22	5/30/22

Work Management System (WMS)

Work Order List

Site: OCWASITE

Work Order	Description	Location	Type	Status	Criticality	Lead	Crew	Work Group	Asset	Route	Job Plan	Scheduled Start	Actual Start	Reported Date
2824650	Sump pump seized, PS1, 5004	5004-SP01	CORR	CLOSE	1 - Low	Colin Kasperavicius		GBAY-MC1	0000082852				6/13/22	5/30/22
2834425	Facility Health & Safety Insp Collections PS#01 (1m) 5004	5004-SP01	OPER	CLOSE	3 - PM			5004-C			HSCWI-MR01	6/1/22	7/7/22	6/1/22
2834910	Daily O&M Activities Wasaga Beach Collections (1m) 5004	5004-SP01	OPER	CLOSE	3 - PM			5004-C			FACINS01-W	6/1/22	7/7/22	6/1/22
2835736	Panel Annunciator Testing PS09 Wasaga B (1m) 5004	5004-SP09	PM	CLOSE	3 - PM			5004-OPS	0000082754		PANALA02-M	6/1/22	7/7/22	6/1/22
2835741	Engine Diesel Genset Test PS09 (1m) 5004	5004-SP09	PM	CLOSE	3 - PM			5004-C	0000082784		ENGDIE02-M	6/1/22	6/29/22	6/1/22
2835760	Panel Annunciator In MCC Testing PS01 (1m) 5004	5004-SP01	PM	CLOSE	3 - PM			5004-OPS	0000082820		PANALA02-M	6/1/22	7/7/22	6/1/22
2835765	Engine Diesel Genset Test PS01 Wasaga (1m) 5004	5004-SP01	PM	CLOSE	3 - PM			5004-C	0000082841		ENGDIE02-M	6/1/22	6/10/22	6/1/22
2835784	Panel Annunciator Testing PS02 Wasaga (1m) 5004	5004-SP03	PM	CLOSE	3 - PM			5004-OPS	0000082863		PANALA02-M	6/1/22	6/29/22	6/1/22
2835789	Engine Diesel Genset Test PS02 Wasaga Beach (1m) 5004	5004-SP02	PM	CLOSE	3 - PM			5004-C	0000082888		ENGDIE02-M	6/1/22	6/10/22	6/1/22
2835808	Panel Annunciator Testing PS03 Wasaga Beach (1m) 5004	5004-SP03	PM	CLOSE	3 - PM			5004-OPS	0000082927		PANALA02-M	6/1/22	7/7/22	6/1/22
2835813	Engine Diesel Genset Test PS03 Wasaga Beach (1m) 5004	5004-SP03	PM	CLOSE	3 - PM			5004-C	0000082985		ENGDIE02-M	6/1/22	6/29/22	6/1/22
2835832	Engine Diesel Genset Test PS11 Wasaga Beach (1m) 5004	5004-SP11	PM	CLOSE	3 - PM			5004-C	0000083065		ENGDIE02-M	6/1/22	6/23/22	6/1/22
2835851	Engine Diesel Genset Test PS04 Wasaga Beach (1m) 5004	5004-SP04	PM	CLOSE	3 - PM			5004-C	0000083090		ENGDIE02-M	6/1/22	6/15/22	6/1/22
2835870	Engine Diesel Genset Insp/Service Wasaga B (1y) 5004	5004-SP14	PM	CLOSE	3 - PM			5004-OPS	0000083883		ENGDIE02-A	6/1/22	10/27/22	6/1/22
2835909	Engine Diesel Genset Test PS14 Wasaga Beach (1m) 5004	5004-SP14	PM	CLOSE	3 - PM			5004-C	0000083883		ENGDIE02-M	6/1/22	6/23/22	6/1/22
2835960	Panel Control Pumps Insp/Service PS15 Wasaga B (1y) 5004	5004-SP15	PM	COMP	3 - PM			5004-OPS	0000092926		PANCON06-A	6/1/22	1/6/23	6/1/22
2835963	Engine Diesel Genset Test PS15 Wasaga Beach (1m) 5004	5004-SP15	PM	CLOSE	3 - PM			5004-C	0000092930		ENGDIE02-M	6/1/22	6/10/22	6/1/22
2836181	Engine Natural Gas Genset Test PS05 Wasaga B (1m) 5004	5004-SP05	PM	CLOSE	3 - PM			5004-C	0000156631		ENGNAT01	6/1/22	6/29/22	6/1/22

Work Management System (WMS)

Work Order List

Site: OCWASITE

Work Order	Description	Location	Type	Status	Criticality	Lead	Crew	Work Group	Asset	Route	Job Plan	Scheduled Start	Actual Start	Reported Date
2836193	Engine Natural Gas Genset Insp/Srv PS05 WB (1y) 5004	5004-SP05	PM	CLOSE	3 - PM			5004-OPS	0000156631		ENGDIE01-A	6/1/22	12/6/22	6/1/22
2836205	Engine Diesel Genset Test PS08 Wasaga Beach (1m) 5004	5004-SP08	PM	CLOSE	3 - PM			5004-C	0000156657		ENGDIE02-M	6/1/22	6/23/22	6/1/22
2836224	Engine Diesel Genset Insp/Srv PS08 Wasaga B (1y) 5004	5004-SP08	PM	CLOSE	3 - PM			5004-OPS	0000156657		ENGDIE02-A	6/1/22	7/14/22	6/1/22
2836263	Engine Diesel Genset Test PS07 Wasaga Beach (1m) 5004	5004-SP07	PM	CLOSE	3 - PM			5004-C	0000156669		ENGDIE02-M	6/1/22	6/23/22	6/1/22
2836282	Engine Diesel Genset Insp/Service PS07 Wasaga (1y) 5004	5004-SP07	PM	CLOSE	3 - PM			5004-OPS	0000156669		ENGDIE02-A	6/1/22	7/14/22	6/1/22
2836321	Engine Diesel Genset Test PS06 Wasaga Beach (1m) 5004	5004-SP06	PM	CLOSE	3 - PM			5004-C	0000156681		ENGDIE02-M	6/1/22	6/15/22	6/1/22
2836340	Engine Diesel Genset Insp/Service PS06 Wasaga (1y) 5004	5004-SP06	PM	CLOSE	3 - PM			5004-OPS	0000156681		ENGDIE02-A	6/1/22	7/14/22	6/1/22
2836379	Engine Natural Gas Genset Test PS13 Wasaga (1m) 5004	5004-SP13	PM	CLOSE	3 - PM			5004-C	0000156694		ENGNAT01	6/1/22	6/29/22	6/1/22
2836391	Engine Natural Gas Genset Insp/Service PS13 WB (1y) 5004	5004-SP13	PM	COMP	3 - PM			5004-OPS	0000156694		ENGDIE01-A	6/1/22	12/21/22	6/1/22
2836422	Engine Diesel Genset Test PS18 Wasaga Beach (1m) 5004	5004-SP18	PM	CLOSE	3 - PM			5004-C	0000276770		ENGDIE02-M	6/1/22	7/7/22	6/1/22
2836441	Engine Diesel Genset Test PS19 Baywood WB (1m) 5004	5004-SP19	PM	CLOSE	3 - PM			5004-C	0000276838		ENGDIE02-M	6/1/22	6/15/22	6/1/22
2867007	Monthly Client Report- Wasaga Beach WPCP	5004	PM	CLOSE	3 - PM			GBAY-PCT			FACREV04-M		6/2/22	6/2/22

Work Management System (WMS)

Work Order List

Site: OCWASITE

Work Order	Description	Location	Type	Status	Criticality	Lead	Crew	Work Group	Asset	Route	Job Plan	Scheduled Start	Actual Start	Reported Date
2867202	HMI/PLC panel out or unresponsive, replacement required, PS15, 5004	5004-SP15	CORR	CLOSE	5 - Urgent	Colin Kasperavicius		GBAY-MC1	0000092926				8/16/22	6/3/22
2867204	Emergency light battery, basement emergency lighting, PS1, 5004	5004-SP01	CORR	CLOSE	1 - Low	Colin Kasperavicius		5004-C					6/7/22	6/3/22
2867301	Emergency lighting, battery needs replaced, PS13, 5004	5004-SP13	CORR	COMP	1 - Low	Colin Kasperavicius		5004-C					12/12/22	6/3/22
2867807	PS6 general, pump 3 faulted, 5004-SP06	5004-SP06	CALL	CLOSE	5 - Urgent	Colin Kasperavicius			0000156687				6/5/22	6/5/22
2868329	SPS#6 Hydro Meter Base Repair - Capital	5004-SP06	CAP	CLOSE	4 - High	Richard Eagle		5004-OPS					6/17/22	6/7/22
2869996	Wasaga Beach WWTF Filter Inlet High Level	5004	CALL	CLOSE	5 - Urgent	Angela Pauze							6/13/22	6/13/22
2873664	Inlet Building Main Breaker Tripped	5004	CALL	CLOSE	5 - Urgent	Angela Pauze		5004-OPS					6/27/22	6/27/22
2873696	WWTF Inlet main breaker tripped	5004	CALL	CLOSE	5 - Urgent	Angela Pauze							6/27/22	6/27/22
2873810	PS10, pump 2 VFD short circuit fault, unable to reset	5004-SP10	CORR	CLOSE	5 - Urgent	Colin Kasperavicius		GBAY-MC1	0000327194				8/18/22	6/27/22
2874126	PS4, pump 2 trips on run, heavy grease build up, pump needs pulled, 5004C	5004-SP04	CORR	CLOSE	5 - Urgent	Colin Kasperavicius		5004-C	0000083097				8/5/22	6/28/22
2874631	PS 14 HMI Screen needs replacement	5004-SP14	CORR	CLOSE	1 - Low	Angela Pauze		5004-C					9/22/22	6/30/22
2884401	Facility Health & Safety Insp Collections PS#01 (1m) 5004	5004-SP01	OPER	CLOSE	3 - PM			5004-C			HSCWI-MR01	7/1/22	7/26/22	7/1/22
2884882	Daily O&M Activities Wasaga Beach Collections (1m) 5004	5004-SP01	OPER	CLOSE	3 - PM			5004-C			FACINS01-W	7/1/22	8/4/22	7/1/22
2885581	Panel Annunciator Testing PS09 Wasaga B (1m) 5004	5004-SP09	PM	CLOSE	3 - PM			5004-OPS	0000082754		PANALA02-M	7/1/22	8/4/22	7/1/22
2885586	Engine Diesel Genset Test PS09 (1m) 5004	5004-SP09	PM	CLOSE	3 - PM			5004-C	0000082784		ENGDIE02-M	7/1/22	7/26/22	7/1/22
2885605	Panel Annunciator In MCC Testing PS01 (1m) 5004	5004-SP01	PM	CLOSE	3 - PM			5004-OPS	0000082820		PANALA02-M	7/1/22	8/4/22	7/1/22
2885610	Engine Diesel Genset Test PS01 Wasaga (1m) 5004	5004-SP01	PM	CLOSE	3 - PM			5004-C	0000082841		ENGDIE02-M	7/1/22	7/26/22	7/1/22
2885629	Panel Annunciator Testing PS02 Wasaga (1m) 5004	5004-SP03	PM	CLOSE	3 - PM			5004-OPS	0000082863		PANALA02-M	7/1/22	8/4/22	7/1/22
2885634	Engine Diesel Genset Test PS02 Wasaga Beach (1m) 5004	5004-SP02	PM	CLOSE	3 - PM			5004-C	0000082888		ENGDIE02-M	7/1/22	7/26/22	7/1/22
2885653	Panel Annunciator Testing PS03 Wasaga Beach (1m) 5004	5004-SP03	PM	CLOSE	3 - PM			5004-OPS	0000082927		PANALA02-M	7/1/22	8/4/22	7/1/22

Work Management System (WMS)

Work Order List

Site: OCWASITE

Work Order	Description	Location	Type	Status	Criticality	Lead	Crew	Work Group	Asset	Route	Job Plan	Scheduled Start	Actual Start	Reported Date
2885658	Engine Diesel Genset Test PS03 Wasaga Beach (1m) 5004	5004-SP03	PM	CLOSE	3 - PM			5004-C	0000082985		ENGDIE02-M	7/1/22	7/26/22	7/1/22
2885677	Engine Diesel Genset Test PS11 Wasaga Beach (1m) 5004	5004-SP11	PM	CLOSE	3 - PM			5004-C	0000083065		ENGDIE02-M	7/1/22	7/27/22	7/1/22
2885696	Engine Diesel Genset Test PS04 Wasaga Beach (1m) 5004	5004-SP04	PM	CLOSE	3 - PM			5004-C	0000083090		ENGDIE02-M	7/1/22	7/27/22	7/1/22
2885715	Engine Diesel Genset Test PS14 Wasaga Beach (1m) 5004	5004-SP14	PM	CLOSE	3 - PM			5004-C	0000083883		ENGDIE02-M	7/1/22	8/4/22	7/1/22
2885743	Engine Diesel Genset Test PS15 Wasaga Beach (1m) 5004	5004-SP15	PM	CLOSE	3 - PM			5004-C	0000092930		ENGDIE02-M	7/1/22	7/26/22	7/1/22
2885769	Engine Natural Gas Genset Test PS05 Wasaga B (1m) 5004	5004-SP05	PM	CLOSE	3 - PM			5004-C	0000156631		ENGNAT01	7/1/22	7/26/22	7/1/22
2885781	Engine Diesel Genset Test PS08 Wasaga Beach (1m) 5004	5004-SP08	PM	CLOSE	3 - PM			5004-C	0000156657		ENGDIE02-M	7/1/22	7/14/22	7/1/22
2885800	Engine Diesel Genset Test PS07 Wasaga Beach (1m) 5004	5004-SP07	PM	CLOSE	3 - PM			5004-C	0000156669		ENGDIE02-M	7/1/22	7/14/22	7/1/22
2885819	Engine Diesel Genset Test PS06 Wasaga Beach (1m) 5004	5004-SP06	PM	CLOSE	3 - PM			5004-C	0000156681		ENGDIE02-M	7/1/22	7/14/22	7/1/22
2885838	Engine Natural Gas Genset Test PS13 Wasaga (1m) 5004	5004-SP13	PM	CLOSE	3 - PM			5004-C	0000156694		ENGNAT01	7/1/22	7/26/22	7/1/22
2885908	Engine Diesel Genset Test PS18 Wasaga Beach (1m) 5004	5004-SP18	PM	CLOSE	3 - PM			5004-C	0000276770		ENGDIE02-M	7/1/22	7/14/22	7/1/22
2885927	Engine Diesel Genset Test PS19 Baywood WB (1m) 5004	5004-SP19	PM	CLOSE	3 - PM			5004-C	0000276838		ENGDIE02-M	7/1/22	7/14/22	7/1/22
2886105	Panel Control Pumps Insp/Service PS07 WB (1y) 5004	5004-SP07	PM	CLOSE	3 - PM			GBAY-UPI	0000156667		PANCON06-A	7/1/22	7/22/22	7/1/22
2887151	OCWA Annual Workplace Inspection PS Wasaga (1y) 5004	5004-SP01	OPER	CLOSE	3 - PM			TWB-H&S		5004PSTN	HSCWI-A	7/1/22	10/27/22	7/1/22
2916308	5004 - PS10 sewer backup	5004-SP10	CALL	CLOSE	5 - Urgent	Stephanie Oddie		5004-OPS					7/1/22	7/2/22
2916309	5004 - PS16 General Alarm	5004-SP16	CALL	CLOSE	5 - Urgent	Stephanie Oddie		5004-OPS					7/2/22	7/2/22
2917556	CC01 Sewer Gas Odour Smell in resident's home	5004	OPER	CLOSE	1 - Low	Kristen Tilotta		GBAY-PCT					7/12/22	7/7/22
2917753	Wiski7 Data Review Wasaga Beach WPCP (1m) 5004	5004	PM	CLOSE	3 - PM	Kristen Tilotta		GBAY-PCT			FACREV04-M	7/8/22	7/8/22	7/8/22
2917826	Phone line issues - 5004	5004	CALL	CLOSE	5 - Urgent	John Bristow							7/7/22	7/8/22

Work Management System (WMS)

Work Order List

Site: OCWASITE

Work Order	Description	Location	Type	Status	Criticality	Lead	Crew Work Group	Asset	Route	Job Plan	Scheduled Start	Actual Start	Reported Date
2919899	Sump pump needs priming, access port rusted, PS3, 5004	5004-SP03	CORR	CLOSE	1 - Low	Colin Kasperavicius	5004-C	0000082978				7/26/22	7/15/22
2922245	Emergency lighting, battery needs replaced, PS5, 5004C	5004-SP05	CORR	COMP	1 - Low	Colin Kasperavicius	5004-C					2/2/23	7/25/22
2932503	Facility Health & Safety Insp Collections PS#01 (1m) 5004	5004-SP01	OPER	CLOSE	3 - PM		5004-C			HSCWI-MR01	8/1/22	8/31/22	8/1/22
2932983	Daily O&M Activities Wasaga Beach Collections (1m) 5004	5004-SP01	OPER	CLOSE	3 - PM		5004-C			FACINS01-W	8/1/22	9/1/22	8/1/22
2933676	Panel Annunciator Testing PS09 Wasaga B (1m) 5004	5004-SP09	PM	CLOSE	3 - PM		5004-OPS	0000082754		PANALA02-M	8/1/22	9/1/22	8/1/22
2933681	Engine Diesel Genset Test PS09 (1m) 5004	5004-SP09	PM	CLOSE	3 - PM		5004-C	0000082784		ENGDIE02-M	8/1/22	8/19/22	8/1/22
2933700	Panel Annunciator In MCC Testing PS01 (1m) 5004	5004-SP01	PM	CLOSE	3 - PM		5004-OPS	0000082820		PANALA02-M	8/1/22	9/1/22	8/1/22
2933705	Engine Diesel Genset Test PS01 Wasaga (1m) 5004	5004-SP01	PM	CLOSE	3 - PM		5004-C	0000082841		ENGDIE02-M	8/1/22	8/11/22	8/1/22
2933724	Panel Annunciator Testing PS02 Wasaga (1m) 5004	5004-SP03	PM	CLOSE	3 - PM		5004-OPS	0000082863		PANALA02-M	8/1/22	9/1/22	8/1/22
2933729	Engine Diesel Genset Test PS02 Wasaga Beach (1m) 5004	5004-SP02	PM	CLOSE	3 - PM		5004-C	0000082888		ENGDIE02-M	8/1/22	8/11/22	8/1/22
2933748	Panel Annunciator Testing PS03 Wasaga Beach (1m) 5004	5004-SP03	PM	CLOSE	3 - PM		5004-OPS	0000082927		PANALA02-M	8/1/22	9/1/22	8/1/22

Work Management System (WMS)

Work Order List

Site: OCWASITE

Work Order	Description	Location	Type	Status	Criticality	Lead	Crew	Work Group	Asset	Route	Job Plan	Scheduled Start	Actual Start	Reported Date
2933753	Engine Diesel Genset Test PS03 Wasaga Beach (1m) 5004	5004-SP03	PM	CLOSE	3 - PM			5004-C	0000082985		ENGDIE02-M	8/1/22	8/19/22	8/1/22
2933772	Engine Diesel Genset Test PS11 Wasaga Beach (1m) 5004	5004-SP11	PM	CLOSE	3 - PM			5004-C	0000083065		ENGDIE02-M	8/1/22	8/31/22	8/1/22
2933791	Engine Diesel Genset Test PS04 Wasaga Beach (1m) 5004	5004-SP04	PM	CLOSE	3 - PM			5004-C	0000083090		ENGDIE02-M	8/1/22	8/12/22	8/1/22
2933810	Engine Diesel Genset Test PS14 Wasaga Beach (1m) 5004	5004-SP14	PM	CLOSE	3 - PM			5004-C	0000083883		ENGDIE02-M	8/1/22	8/31/22	8/1/22
2933838	Engine Diesel Genset Test PS15 Wasaga Beach (1m) 5004	5004-SP15	PM	CLOSE	3 - PM			5004-C	0000092930		ENGDIE02-M	8/1/22	8/11/22	8/1/22
2933862	Engine Natural Gas Genset Test PS05 Wasaga B (1m) 5004	5004-SP05	PM	CLOSE	3 - PM			5004-C	0000156631		ENGNAT01	8/1/22	8/19/22	8/1/22
2933874	Engine Diesel Genset Test PS08 Wasaga Beach (1m) 5004	5004-SP08	PM	CLOSE	3 - PM			5004-C	0000156657		ENGDIE02-M	8/1/22	8/31/22	8/1/22
2933893	Engine Diesel Genset Test PS07 Wasaga Beach (1m) 5004	5004-SP07	PM	CLOSE	3 - PM			5004-C	0000156669		ENGDIE02-M	8/1/22	8/31/22	8/1/22
2933912	Engine Diesel Genset Test PS06 Wasaga Beach (1m) 5004	5004-SP06	PM	CLOSE	3 - PM			5004-C	0000156681		ENGDIE02-M	8/1/22	8/12/22	8/1/22
2933931	Engine Natural Gas Genset Test PS13 Wasaga (1m) 5004	5004-SP13	PM	CLOSE	3 - PM			5004-C	0000156694		ENGNAT01	8/1/22	8/18/22	8/1/22
2933962	Engine Diesel Genset Test PS18 Wasaga Beach (1m) 5004	5004-SP18	PM	CLOSE	3 - PM			5004-C	0000276770		ENGDIE02-M	8/1/22	8/18/22	8/1/22
2933981	Engine Diesel Genset Test PS19 Baywood WB (1m) 5004	5004-SP19	PM	CLOSE	3 - PM			5004-C	0000276838		ENGDIE02-M	8/1/22	8/31/22	8/1/22
2934041	Lifting Equipment Davit/Hoist Insp/Srv Wasaga (1y) 5105	5004-WWWB	PM	CLOSE	3 - PM			5105NSOP		5004LIFT	LIFDEV01-A	8/1/22	8/31/22	8/1/22
2934181	Battery Bank UPS Inspection PS19 Wasaga Beach (1y) 5004	5004-SP19	PM	CLOSE	3 - PM			GBAY-UPI	0000276829		UPS03	8/1/22	8/25/22	8/1/22
2934198	Meter Level Wet Well Insp/Service PS19 WB (1y) 5004	5004-SP19	PM	COMP	3 - PM			GBAY-UPI	0000276815		METLEV06-A	8/1/22	12/12/22	8/1/22
2934201	Meter Level 01 Wet Well Insp/Service PS18 WB (1y) 5004	5004-SP18	PM	CLOSE	3 - PM			GBAY-UPI	0000291524		METLEV06-A	8/1/22	8/18/22	8/1/22
2934204	MCC Inspection/Service PS19 Wasaga Beach (1y) 5004	5004-SP19	PM	CLOSE	3 - PM			GBAY-UPI	0000276828		MCC01-T	8/1/22	8/18/22	8/1/22
2934207	MCC Inspection/Service PS18 Wasaga Beach (1y) 5004	5004-SP18	PM	CLOSE	3 - PM			GBAY-UPI	0000276775		MCC01-T	8/1/22	8/9/22	8/1/22

Work Management System (WMS)

Work Order List

Site: OCWASITE

Work Order	Description	Location	Type	Status	Criticality	Lead	Crew	Work Group	Asset	Route	Job Plan	Scheduled Start	Actual Start	Reported Date
2934210	Panel Control CP1 Insp/Service PS18 Wasaga (1y) 5004	5004-SP18	PM	CLOSE	3 - PM			GBAY-UPI	0000276820		PANCON06-A	8/1/22	8/9/22	8/1/22
2934213	Panel Lighting A Insp/Service PS19 Wasaga (1y) 5004	5004-SP19	PM	CLOSE	3 - PM			GBAY-UPI	0000276824		PANCON06-A	8/1/22	9/5/22	8/1/22
2934219	Panel Lighting A Insp/Service PS18 Wasaga (1y) 5004	5004-SP18	PM	CLOSE	3 - PM			GBAY-UPI	0000291522		PANCON06-A	8/1/22	8/9/22	8/1/22
2934251	Pump Submersible Insp/Service PS05 Wasaga (1y) 5004	5004-SP05	PM	COMP	3 - PM			GBAY-MC1	0000095977		PUMSUB01-A	8/1/22	12/21/22	8/1/22
2934260	Pump Submersible Insp/Service PS10 Wasaga (1y) 5004	5004-SP10	PM	CLOSE	3 - PM			GBAY-MC1	0000276769		PUMSUB01-A	8/1/22	8/24/22	8/1/22
2934269	Pump Submersible Insp/Service PS18 Wasaga (1y) 5004	5004-SP18	PM	CLOSE	3 - PM			GBAY-MC1	0000276771		PUMSUB01-A	8/1/22	8/18/22	8/1/22
2934278	Pump Submersible Insp/Service PS18 Wasaga (1y) 5004	5004-SP18	PM	CLOSE	3 - PM			GBAY-MC1	0000276772		PUMSUB01-A	8/1/22	8/18/22	8/1/22
2934287	Pump Submersible Insp/Service PS18 Wasaga (1y) 5004	5004-SP18	PM	CLOSE	3 - PM			GBAY-MC1	0000276773		PUMSUB01-A	8/1/22	8/18/22	8/1/22
2934296	Pump Submersible Insp/Service PS18 Wasaga (1y) 5004	5004-SP18	PM	CLOSE	3 - PM			GBAY-MC1	0000276774		PUMSUB01-A	8/1/22	8/24/22	8/1/22
2934305	Pump Submersible Insp/Service PS18 Wasaga (1y) 5004	5004-SP18	PM	CLOSE	3 - PM			GBAY-MC1	0000276779		PUMSUB01-A	8/1/22	8/18/22	8/1/22
2934314	Pump Subm Sewage Insp/Service PS19 Wasaga (1y) 5004	5004-SP19	PM	COMP	3 - PM			GBAY-MC1	0000276825		PUMSUB01-A	8/1/22	12/21/22	8/1/22
2934323	Pump Subm Sewage Insp/Service PS19 Wasaga (1y) 5004	5004-SP19	PM	COMP	3 - PM			GBAY-MC1	0000276826		PUMSUB01-A	8/1/22	12/12/22	8/1/22
2934741	Engine Diesel Genset Insp/Srv PS18 Wasaga (1y) 5004	5004-SP18	PM	CLOSE	3 - PM			GBAY-MC1	0000276770		ENGDIE02-A	8/1/22	8/18/22	8/1/22
2934780	Engine Diesel Genset Insp/Srv PS19 Baywood (1y) 5004	5004-SP19	PM	CLOSE	3 - PM			GBAY-MC1	0000276838		ENGDIE02-A	8/1/22	9/5/22	8/1/22
2962859	Monthly Performance Reports- Wasaga Beach WPCP (1m) 5004	5004	PM	CLOSE	3 - PM	Kristen Tilotta		GBAY-PCT			CLIENTR-02	8/6/22	8/9/22	8/6/22
2963155	Wiski7 Data Review Wasaga Beach WPCP (1m) 5004	5004	PM	CLOSE	3 - PM	Kristen Tilotta		GBAY-PCT			FACREV04-M	8/8/22	8/11/22	8/8/22
2963207	PS3 General, VFD Earth Fault, 5004C	5004-SP03	CALL	CLOSE	5 - Urgent		Colin Kasperavicius		0000327197				8/7/22	8/8/22
2963218	PS3, Pump 1 VFD Earth Fault, 5004C	5004-SP03	CORR	CLOSE	5 - Urgent		Colin Kasperavicius		0000327197				12/7/22	8/8/22

Work Management System (WMS)

Work Order List

Site: OCWASITE

Work Order	Description	Location	Type	Status	Criticality	Lead	Crew	Work Group	Asset	Route	Job Plan	Scheduled Start	Actual Start	Reported Date
2966775	Monthly Performance Reports- Wasaga Beach WPCP (1m) 5004	5004	PM	CLOSE	3 - PM	Kristen Tilotta		GBAY-PCT			CLIENTR-02	9/6/22	9/7/22	8/22/22
2966800	PS 10 Pump#1 VFD failure	5004-SP10	CALL	CLOSE	5 - Urgent	Scott Campbell							8/22/22	8/22/22
2978877	Facility Health & Safety Insp Collections PS#01 (1m) 5004	5004-SP01	OPER	CLOSE	3 - PM			5004-C			HSCWI-MR01	9/1/22	9/30/22	9/1/22
2979357	Daily O&M Activities Wasaga Beach Collections (1m) 5004	5004-SP01	OPER	CLOSE	3 - PM			5004-C			FACINS01-W	9/1/22	9/30/22	9/1/22
2980069	Panel Annunciator Testing PS09 Wasaga B (1m) 5004	5004-SP09	PM	CLOSE	3 - PM			5004-OPS	0000082754		PANALA02-M	9/1/22	9/30/22	9/1/22
2980074	Engine Diesel Genset Test PS09 (1m) 5004	5004-SP09	PM	CLOSE	3 - PM			5004-C	0000082784		ENGDI02-M	9/1/22	9/21/22	9/1/22
2980093	Panel Annunciator In MCC Testing PS01 (1m) 5004	5004-SP01	PM	CLOSE	3 - PM			5004-OPS	0000082820		PANALA02-M	9/1/22	9/30/22	9/1/22
2980098	Engine Diesel Genset Test PS01 Wasaga (1m) 5004	5004-SP01	PM	CLOSE	3 - PM			5004-C	0000082841		ENGDI02-M	9/1/22	9/19/22	9/1/22
2980117	Panel Annunciator Testing PS02 Wasaga (1m) 5004	5004-SP03	PM	CLOSE	3 - PM			5004-OPS	0000082863		PANALA02-M	9/1/22	9/19/22	9/1/22
2980122	Engine Diesel Genset Test PS02 Wasaga Beach (1m) 5004	5004-SP02	PM	CLOSE	3 - PM			5004-C	0000082888		ENGDI02-M	9/1/22	9/19/22	9/1/22
2980141	Panel Annunciator Testing PS03 Wasaga Beach (1m) 5004	5004-SP03	PM	CLOSE	3 - PM			5004-OPS	0000082927		PANALA02-M	9/1/22	9/30/22	9/1/22
2980146	Engine Diesel Genset Test PS03 Wasaga Beach (1m) 5004	5004-SP03	PM	CLOSE	3 - PM			5004-C	0000082985		ENGDI02-M	9/1/22	9/21/22	9/1/22
2980165	Engine Diesel Genset Test PS11 Wasaga Beach (1m) 5004	5004-SP11	PM	CLOSE	3 - PM			5004-C	0000083065		ENGDI02-M	9/1/22	9/14/22	9/1/22
2980184	Engine Diesel Genset Test PS04 Wasaga Beach (1m) 5004	5004-SP04	PM	CLOSE	3 - PM			5004-C	0000083090		ENGDI02-M	9/1/22	9/22/22	9/1/22

Work Management System (WMS)

Work Order List

Site: OCWASITE

Work Order	Description	Location	Type	Status	Criticality	Lead	Crew	Work Group	Asset	Route	Job Plan	Scheduled Start	Actual Start	Reported Date
2980203	Engine Diesel Genset Test PS14 Wasaga Beach (1m) 5004	5004-SP14	PM	CLOSE	3 - PM			5004-C	0000083883		ENGDIE02-M	9/1/22	9/14/22	9/1/22
2980231	Engine Diesel Genset Test PS15 Wasaga Beach (1m) 5004	5004-SP15	PM	CLOSE	3 - PM			5004-C	0000092930		ENGDIE02-M	9/1/22	9/19/22	9/1/22
2980265	Engine Natural Gas Genset Test PS05 Wasaga B (1m) 5004	5004-SP05	PM	CLOSE	3 - PM			5004-C	0000156631		ENGNAT01	9/1/22	9/21/22	9/1/22
2980277	Engine Diesel Genset Test PS08 Wasaga Beach (1m) 5004	5004-SP08	PM	CLOSE	3 - PM			5004-C	0000156657		ENGDIE02-M	9/1/22	9/21/22	9/1/22
2980296	Engine Diesel Genset Test PS07 Wasaga Beach (1m) 5004	5004-SP07	PM	CLOSE	3 - PM			5004-C	0000156669		ENGDIE02-M	9/1/22	9/22/22	9/1/22
2980315	Engine Diesel Genset Test PS06 Wasaga Beach (1m) 5004	5004-SP06	PM	CLOSE	3 - PM			5004-C	0000156681		ENGDIE02-M	9/1/22	9/14/22	9/1/22
2980334	Engine Natural Gas Genset Test PS13 Wasaga (1m) 5004	5004-SP13	PM	CLOSE	3 - PM			5004-C	0000156694		ENGNAT01	9/1/22	9/21/22	9/1/22
2980365	Engine Diesel Genset Test PS18 Wasaga Beach (1m) 5004	5004-SP18	PM	CLOSE	3 - PM			5004-C	0000276770		ENGDIE02-M	9/1/22	9/22/22	9/1/22
2980384	Engine Diesel Genset Test PS19 Baywood WB (1m) 5004	5004-SP19	PM	CLOSE	3 - PM			5004-C	0000276838		ENGDIE02-M	9/1/22	9/14/22	9/1/22
2980547	MCC Inspection/Service PS03 Wasaga Beach (3y) 5004	5004-SP03	PM	CLOSE	3 - PM			GBAY-UPI	0000082944		MCC01-T	9/1/22	9/2/22	9/1/22
2980559	Panel Transfer Insp/Service PS03 Wasaga (3y) 5004	5004-SP03	PM	CLOSE	3 - PM			GBAY-UPI	0000082942		PANTRA01-T	9/1/22	9/2/22	9/1/22
2997554	Heater Electric Inspection Route PS01 Wasaga (1y) 5004	5004-SP01	PM	CLOSE	3 - PM			5004-OPS		5004HS01	HEATERINSP	9/1/22	10/21/22	9/1/22
2997568	Heater Inspection Route Sewage PS02 Wasaga (1y) 5004	5004-SP02	PM	CLOSE	3 - PM			5004-OPS		5004HS02	HEATERINSP	9/1/22	9/24/22	9/1/22
2997573	Heater Inspection Route Sewage PS03 Wasaga (1y) 5004	5004-SP03	PM	CLOSE	3 - PM			5004-OPS		5004HS03	HEATERINSP	9/1/22	11/29/22	9/1/22
2997579	Heater Inspection Route Sewage PS04 Wasaga (1y) 5004	5004-SP04	PM	CLOSE	3 - PM			5004-OPS		5004HS04	HEATERINSP	9/1/22	9/24/22	9/1/22
2997584	Heater Inspection Route Sewage PS07 Wasaga (1y) 5004	5004-SP07	PM	CLOSE	3 - PM			5004-OPS		5004HS07	HEATERINSP	9/1/22	9/24/22	9/1/22
2997589	Heater Inspection Route Sewage PS08 Wasaga (1y) 5004	5004-SP08	PM	CLOSE	3 - PM			5004-OPS		5004HS08	HEATERINSP	9/1/22	9/24/22	9/1/22
2997594	Heater Inspection Route Sewage PS09 Wasaga (1y) 5004	5004-SP09	PM	CLOSE	3 - PM			5004-OPS		5004HS09	HEATERINSP	9/1/22	11/29/22	9/1/22

Work Management System (WMS)

Work Order List

Site: OCWASITE

Work Order	Description	Location	Type	Status	Criticality	Lead	Crew	Work Group	Asset	Route	Job Plan	Scheduled Start	Actual Start	Reported Date
2997599	Heater Inspection Route Sewage PS11 Wasaga (1y) 5004	5004-SP11	PM	CLOSE	3 - PM			5004-OPS		5004HS11	HEATERINSP	9/1/22	9/24/22	9/1/22
2997604	Heater Inspection Route Sewage PS14 Wasaga (1y) 5004	5004-SP14	PM	CLOSE	3 - PM			5004-OPS		5004HS14	HEATERINSP	9/1/22	9/30/22	9/1/22
2997609	Heater Inspection Route Sewage PS18 Wasaga (1y) 5004	5004-SP18	PM	CLOSE	3 - PM			5004-OPS		5004HS18	HEATERINSP	9/1/22	9/30/22	9/1/22
2997614	Heater Inspection Route Sewage PS19 Baywood (1y) 5004	5004-SP19	PM	CLOSE	3 - PM			5004-OPS		5004HS19	HEATERINSP	9/1/22	9/24/22	9/1/22
3012220	Wiski7 Data Review Wasaga Beach WPCP (1m) 5004	5004	PM	CLOSE	3 - PM	Kristen Tilotta		GBAY-PCT			FACREV04-M	9/11/22	9/6/22	9/3/22
3012840	PS 10 high level, VFD tripped, pumps clogged, 5004C	5004-SP10	CALL	CLOSE	5 - Urgent	Colin Kasperavicius							9/5/22	9/6/22
3013872	PS 01 High level	5004-SP01	CALL	CLOSE	5 - Urgent	Scott Campbell							9/9/22	9/9/22
3013875	PS03 General alarm	5004-SP03	CALL	CLOSE	5 - Urgent	Scott Campbell							9/9/22	9/9/22
3014325	Float control/level sensor malfunction, 5004-SP05	5004-SP05	CORR	CLOSE	1 - Low	Colin Kasperavicius		GBAY-MC1	0000156635				9/14/22	9/12/22
3016632	Wiski7 Data Review Wasaga Beach WPCP (1m) 5004	5004	PM	CLOSE	3 - PM	Kristen Tilotta		GBAY-PCT			FACREV04-M	10/6/22	10/5/22	9/21/22
3016634	Monthly Performance Reports- Wasaga Beach WPCP (1m) 5004	5004	PM	CLOSE	3 - PM	Kristen Tilotta		GBAY-PCT			CLIENTR-02	10/6/22	10/5/22	9/21/22
3016881	Sunnidale Trails Sewer Flushing Program (5004) 1218	5004	CAP	APPR	4 - High	Seth Wiggins		1218-OPS						9/22/22
3017677	Unable to reset HL float, LL float erratic, PS5, 5004C	5004-SP05	CORR	CLOSE	5 - Urgent	Colin Kasperavicius		GBAY-MC1	0000156645				9/30/22	9/26/22
3029311	Facility Health & Safety Insp Collections PS#01 (1m) 5004	5004-SP01	OPER	CLOSE	3 - PM			5004-C			HSCWI-MR01	10/1/22	10/27/22	10/1/22
3029797	Daily O&M Activities Wasaga Beach Collections (1m) 5004	5004-SP01	OPER	CLOSE	3 - PM			5004-C			FACINS01-W	10/1/22	11/5/22	10/1/22
3030519	Panel Annunciator Testing PS09 Wasaga B (1m) 5004	5004-SP09	PM	CLOSE	3 - PM			5004-OPS	0000082754		PANALA02-M	10/1/22	11/5/22	10/1/22
3030524	Engine Diesel Genset Test PS09 (1m) 5004	5004-SP09	PM	CLOSE	3 - PM			5004-C	0000082784		ENGDIE02-M	10/1/22	10/21/22	10/1/22
3030543	Panel Annunciator In MCC Testing PS01 (1m) 5004	5004-SP01	PM	CLOSE	3 - PM			5004-OPS	0000082820		PANALA02-M	10/1/22	10/13/22	10/1/22
3030548	Engine Diesel Genset Test PS01 Wasaga (1m) 5004	5004-SP01	PM	CLOSE	3 - PM			5004-C	0000082841		ENGDIE02-M	10/1/22	10/13/22	10/1/22

Work Management System (WMS)

Work Order List

Site: OCWASITE

Work Order	Description	Location	Type	Status	Criticality	Lead	Crew	Work Group	Asset	Route	Job Plan	Scheduled Start	Actual Start	Reported Date
3030567	Panel Annunciator Testing PS02 Wasaga (1m) 5004	5004-SP03	PM	CLOSE	3 - PM			5004-OPS	0000082863		PANALA02-M	10/1/22	10/13/22	10/1/22
3030572	Engine Diesel Genset Test PS02 Wasaga Beach (1m) 5004	5004-SP02	PM	CLOSE	3 - PM			5004-C	0000082888		ENGDIE02-M	10/1/22	10/13/22	10/1/22
3030591	Panel Annunciator Testing PS03 Wasaga Beach (1m) 5004	5004-SP03	PM	CLOSE	3 - PM			5004-OPS	0000082927		PANALA02-M	10/1/22	11/5/22	10/1/22
3030596	Engine Diesel Genset Test PS03 Wasaga Beach (1m) 5004	5004-SP03	PM	CLOSE	3 - PM			5004-C	0000082985		ENGDIE02-M	10/1/22	10/21/22	10/1/22
3030615	Engine Diesel Genset Test PS11 Wasaga Beach (1m) 5004	5004-SP11	PM	CLOSE	3 - PM			5004-C	0000083065		ENGDIE02-M	10/1/22	10/13/22	10/1/22
3030634	Engine Diesel Genset Test PS04 Wasaga Beach (1m) 5004	5004-SP04	PM	CLOSE	3 - PM			5004-C	0000083090		ENGDIE02-M	10/1/22	10/21/22	10/1/22
3030653	Engine Diesel Genset Test PS14 Wasaga Beach (1m) 5004	5004-SP14	PM	CLOSE	3 - PM			5004-C	0000083883		ENGDIE02-M	10/1/22	10/13/22	10/1/22
3030681	Engine Diesel Genset Test PS15 Wasaga Beach (1m) 5004	5004-SP15	PM	CLOSE	3 - PM			5004-C	0000092930		ENGDIE02-M	10/1/22	10/20/22	10/1/22
3030705	Engine Natural Gas Genset Test PS05 Wasaga B (1m) 5004	5004-SP05	PM	CLOSE	3 - PM			5004-C	0000156631		ENGNAT01	10/1/22	10/21/22	10/1/22
3030717	Engine Diesel Genset Test PS08 Wasaga Beach (1m) 5004	5004-SP08	PM	CLOSE	3 - PM			5004-C	0000156657		ENGDIE02-M	10/1/22	10/12/22	10/1/22
3030736	Engine Diesel Genset Test PS07 Wasaga Beach (1m) 5004	5004-SP07	PM	CLOSE	3 - PM			5004-C	0000156669		ENGDIE02-M	10/1/22	10/12/22	10/1/22
3030755	Engine Diesel Genset Test PS06 Wasaga Beach (1m) 5004	5004-SP06	PM	CLOSE	3 - PM			5004-C	0000156681		ENGDIE02-M	10/1/22	10/21/22	10/1/22
3030774	Engine Natural Gas Genset Test PS13 Wasaga (1m) 5004	5004-SP13	PM	CLOSE	3 - PM			5004-C	0000156694		ENGNAT01	10/1/22	10/21/22	10/1/22

Work Management System (WMS)

Work Order List

Site: OCWASITE

Work Order	Description	Location	Type	Status	Criticality	Lead	Crew	Work Group	Asset	Route	Job Plan	Scheduled Start	Actual Start	Reported Date
3030805	Engine Diesel Genset Test PS18 Wasaga Beach (1m) 5004	5004-SP18	PM	CLOSE	3 - PM			5004-C	0000276770		ENGDIE02-M	10/1/22	10/21/22	10/1/22
3030824	Engine Diesel Genset Test PS19 Baywood WB (1m) 5004	5004-SP19	PM	CLOSE	3 - PM			5004-C	0000276838		ENGDIE02-M	10/1/22	10/21/22	10/1/22
3062136	PS1 general, no issues found, 5004C	5004-SP01	CALL	CLOSE	5 - Urgent	Colin Kasperavicius							9/26/22	10/2/22
3062167	5004C - Annual Sewage Pumping Stations (ALL) Clean/Pump-Out (1y) - CAPITAL	5004-SP01	CAP	APPR	3 - PM			5105NSOP				10/3/22		10/3/22
3064798	5004 WPCP Tree Removal and Grounds Work - CAPITAL	5004	CAP	APPR	1 - Low	Richard Eagle								10/13/22
3066190	Loss of comms. 12hr check	5004-SP02	CALL	CLOSE	5 - Urgent	Scott Campbell							10/19/22	10/19/22
3066385	PS02 Comms restored	5004-SP02	CALL	COMP	5 - Urgent	Scott Campbell							10/20/22	10/20/22
3066554	Wisk7 Data Review Wasaga Beach WPCP (1m) 5004	5004	PM	CLOSE	3 - PM	Kristen Tilotta		GBAY-PCT			FACREV04-M	11/5/22	11/7/22	10/21/22
3066768	Monthly Performance Reports- Wasaga Beach WPCP (1m) 5004	5004	PM	CLOSE	3 - PM	Kristen Tilotta		GBAY-PCT			CLIENTR-02	11/6/22	11/15/22	10/22/22
3077452	Facility Health & Safety Insp Collections PS#01 (1m) 5004	5004-SP01	OPER	CLOSE	3 - PM			5004-C			HSCWI-MR01	11/1/22	11/23/22	11/1/22
3077917	Daily O&M Activities Wasaga Beach Collections (1m) 5004	5004-SP01	OPER	CLOSE	3 - PM			5004-C			FACINS01-W	11/1/22	12/2/22	11/1/22
3078668	Panel Annunciator Testing PS09 Wasaga B (1m) 5004	5004-SP09	PM	CLOSE	3 - PM			5004-OPS	0000082754		PANALA02-M	11/1/22	11/29/22	11/1/22
3078673	Engine Diesel Genset Test PS09 (1m) 5004	5004-SP09	PM	CLOSE	3 - PM			5004-C	0000082784		ENGDIE02-M	11/1/22	11/10/22	11/1/22
3078692	Panel Annunciator In MCC Testing PS01 (1m) 5004	5004-SP01	PM	CLOSE	3 - PM			5004-OPS	0000082820		PANALA02-M	11/1/22	11/29/22	11/1/22
3078697	Engine Diesel Genset Test PS01 Wasaga (1m) 5004	5004-SP01	PM	CLOSE	3 - PM			5004-C	0000082841		ENGDIE02-M	11/1/22	11/10/22	11/1/22
3078716	Panel Annunciator Testing PS02 Wasaga (1m) 5004	5004-SP03	PM	CLOSE	3 - PM			5004-OPS	0000082863		PANALA02-M	11/1/22	11/5/22	11/1/22
3078721	Engine Diesel Genset Test PS02 Wasaga Beach (1m) 5004	5004-SP02	PM	CLOSE	3 - PM			5004-C	0000082888		ENGDIE02-M	11/1/22	11/5/22	11/1/22
3078740	Panel Annunciator Testing PS03 Wasaga Beach (1m) 5004	5004-SP03	PM	CLOSE	3 - PM			5004-OPS	0000082927		PANALA02-M	11/1/22	11/29/22	11/1/22
3078745	Engine Diesel Genset Test PS03 Wasaga Beach (1m) 5004	5004-SP03	PM	CLOSE	3 - PM			5004-C	0000082985		ENGDIE02-M	11/1/22	11/3/22	11/1/22

Work Management System (WMS)

Work Order List

Site: OCWASITE

Work Order	Description	Location	Type	Status	Criticality	Lead	Crew	Work Group	Asset	Route	Job Plan	Scheduled Start	Actual Start	Reported Date
3078764	Engine Diesel Genset Test PS11 Wasaga Beach (1m) 5004	5004-SP11	PM	CLOSE	3 - PM			5004-C	0000083065		ENGDIE02-M	11/1/22	11/2/22	11/1/22
3078783	Engine Diesel Genset Test PS04 Wasaga Beach (1m) 5004	5004-SP04	PM	CLOSE	3 - PM			5004-C	0000083090		ENGDIE02-M	11/1/22	11/3/22	11/1/22
3078802	Engine Diesel Genset Test PS14 Wasaga Beach (1m) 5004	5004-SP14	PM	CLOSE	3 - PM			5004-C	0000083883		ENGDIE02-M	11/1/22	11/2/22	11/1/22
3078830	Engine Diesel Genset Test PS15 Wasaga Beach (1m) 5004	5004-SP15	PM	CLOSE	3 - PM			5004-C	0000092930		ENGDIE02-M	11/1/22	11/5/22	11/1/22
3078854	Engine Natural Gas Genset Test PS05 Wasaga B (1m) 5004	5004-SP05	PM	CLOSE	3 - PM			5004-C	0000156631		ENGNAT01	11/1/22	11/10/22	11/1/22
3078866	Engine Diesel Genset Test PS08 Wasaga Beach (1m) 5004	5004-SP08	PM	CLOSE	3 - PM			5004-C	0000156657		ENGDIE02-M	11/1/22	11/2/22	11/1/22
3078885	Engine Diesel Genset Test PS07 Wasaga Beach (1m) 5004	5004-SP07	PM	CLOSE	3 - PM			5004-C	0000156669		ENGDIE02-M	11/1/22	11/25/22	11/1/22
3078904	Engine Diesel Genset Test PS06 Wasaga Beach (1m) 5004	5004-SP06	PM	CLOSE	3 - PM			5004-C	0000156681		ENGDIE02-M	11/1/22	11/3/22	11/1/22
3078923	Engine Natural Gas Genset Test PS13 Wasaga (1m) 5004	5004-SP13	PM	CLOSE	3 - PM			5004-C	0000156694		ENGNAT01	11/1/22	11/9/22	11/1/22
3078954	Engine Diesel Genset Test PS18 Wasaga Beach (1m) 5004	5004-SP18	PM	CLOSE	3 - PM			5004-C	0000276770		ENGDIE02-M	11/1/22	11/9/22	11/1/22
3078973	Engine Diesel Genset Test PS19 Baywood WB (1m) 5004	5004-SP19	PM	CLOSE	3 - PM			5004-C	0000276838		ENGDIE02-M	11/1/22	11/3/22	11/1/22
3079030	Drive VFD RAS/PS03 Insp/Service Route WB (1y) 5004	5004-WWWB	PM	CLOSE	3 - PM			GBAY-UPI		5004DVFD	DRIVFD01-A	11/1/22	11/21/22	11/1/22
3079036	Soft Starter Insp/Service Route PS09 Wasaga B (1y) 5004	5004-WWWB	PM	CLOSE	3 - PM			GBAY-UPI		5004SOFT	DRIVFD01-A	11/1/22	11/21/22	11/1/22
3090044	Panel Breaker Main Inspection PS#12 (1y) 5004	5004-SP12	PM	CLOSE	3 - PM	John Bristow		GBAY-UPI	0000327176		PANBRE01-A	11/1/22	11/21/22	11/1/22
3104816	WSER Q3 Submission (due November 15) - Wasaga Beach WPCP	5004	PM	CLOSE	3 - PM			GBAY-PCT			RP05		11/3/22	11/3/22
3105479	5004 - Call back for General Alarm PS4	5004-SP04	CALL	CLOSE	5 - Urgent	Stephanie Oddie							11/7/22	11/7/22
3107659	Monthly Performance Reports- Wasaga Beach WPCP (1m) 5004	5004	PM	CLOSE	3 - PM	Kristen Tilotta		GBAY-PCT			CLIENTR-02	12/6/22	11/29/22	11/21/22
3107814	Wisk7 Data Review Wasaga Beach WPCP (1m) 5004	5004	PM	COMP	3 - PM	Kristen Tilotta		GBAY-PCT			FACREV04-M	12/7/22	12/20/22	11/22/22
3109165	EQ pump #1 hour meter	5004	CORR	CLOSE	1 - Low	John Bristow		5004-OPS					12/4/22	11/30/22

Work Management System (WMS)

Work Order List

Site: OCWASITE

Work Order	Description	Location	Type	Status	Criticality	Lead	Crew	Work Group	Asset	Route	Job Plan	Scheduled Start	Actual Start	Reported Date
3117680	Facility Health & Safety Insp Collections PS#01 (1m) 5004	5004-SP01	OPER	COMP	3 - PM			5004-C			HSCWI-MR01	12/1/22	12/16/22	12/1/22
3118145	Daily O&M Activities Wasaga Beach Collections (1m) 5004	5004-SP01	OPER	COMP	3 - PM			5004-C			FACINS01-W	12/1/22	1/5/23	12/1/22
3118859	Panel Annunciator Testing PS09 Wasaga B (1m) 5004	5004-SP09	PM	COMP	3 - PM			5004-OPS	0000082754		PANALA02-M	12/1/22	12/14/22	12/1/22
3118864	Engine Diesel Genset Test PS09 (1m) 5004	5004-SP09	PM	CLOSE	3 - PM			5004-C	0000082784		ENGDIE02-M	12/1/22	12/6/22	12/1/22
3118883	Panel Annunciator In MCC Testing PS01 (1m) 5004	5004-SP01	PM	COMP	3 - PM			5004-OPS	0000082820		PANALA02-M	12/1/22	12/14/22	12/1/22
3118888	Engine Diesel Genset Test PS01 Wasaga (1m) 5004	5004-SP01	PM	CLOSE	3 - PM			5004-C	0000082841		ENGDIE02-M	12/1/22	12/7/22	12/1/22
3118907	Panel Annunciator Testing PS02 Wasaga (1m) 5004	5004-SP03	PM	COMP	3 - PM			5004-OPS	0000082863		PANALA02-M	12/1/22	12/14/22	12/1/22
3118912	Engine Diesel Genset Test PS02 Wasaga Beach (1m) 5004	5004-SP02	PM	CLOSE	3 - PM			5004-C	0000082888		ENGDIE02-M	12/1/22	12/7/22	12/1/22
3118931	Panel Annunciator Testing PS03 Wasaga Beach (1m) 5004	5004-SP03	PM	COMP	3 - PM			5004-OPS	0000082927		PANALA02-M	12/1/22	12/14/22	12/1/22
3118936	Engine Diesel Genset Test PS03 Wasaga Beach (1m) 5004	5004-SP03	PM	CLOSE	3 - PM			5004-C	0000082985		ENGDIE02-M	12/1/22	12/7/22	12/1/22
3118955	Engine Diesel Genset Test PS11 Wasaga Beach (1m) 5004	5004-SP11	PM	CLOSE	3 - PM			5004-C	0000083065		ENGDIE02-M	12/1/22	12/6/22	12/1/22
3118974	Engine Diesel Genset Test PS04 Wasaga Beach (1m) 5004	5004-SP04	PM	CLOSE	3 - PM			5004-C	0000083090		ENGDIE02-M	12/1/22	12/7/22	12/1/22

Work Management System (WMS)

Work Order List

Site: OCWASITE

Work Order	Description	Location	Type	Status	Criticality	Lead	Crew	Work Group	Asset	Route	Job Plan	Scheduled Start	Actual Start	Reported Date
3118993	Engine Diesel Genset Test PS14 Wasaga Beach (1m) 5004	5004-SP14	PM	CLOSE	3 - PM			5004-C	0000083883		ENGDIE02-M	12/1/22	12/6/22	12/1/22
3119041	Engine Diesel Genset Test PS15 Wasaga Beach (1m) 5004	5004-SP15	PM	CLOSE	3 - PM			5004-C	0000092930		ENGDIE02-M	12/1/22	12/7/22	12/1/22
3119065	Engine Natural Gas Genset Test PS05 Wasaga B (1m) 5004	5004-SP05	PM	CLOSE	3 - PM			5004-C	0000156631		ENGNAT01	12/1/22	12/6/22	12/1/22
3119077	Engine Diesel Genset Test PS08 Wasaga Beach (1m) 5004	5004-SP08	PM	CLOSE	3 - PM			5004-C	0000156657		ENGDIE02-M	12/1/22	12/7/22	12/1/22
3119096	Engine Diesel Genset Test PS07 Wasaga Beach (1m) 5004	5004-SP07	PM	CLOSE	3 - PM			5004-C	0000156669		ENGDIE02-M	12/1/22	12/7/22	12/1/22
3119115	Engine Diesel Genset Test PS06 Wasaga Beach (1m) 5004	5004-SP06	PM	CLOSE	3 - PM			5004-C	0000156681		ENGDIE02-M	12/1/22	12/7/22	12/1/22
3119134	Engine Natural Gas Genset Test PS13 Wasaga (1m) 5004	5004-SP13	PM	COMP	3 - PM			5004-C	0000156694		ENGNAT01	12/1/22	12/14/22	12/1/22
3119165	Engine Diesel Genset Test PS18 Wasaga Beach (1m) 5004	5004-SP18	PM	CLOSE	3 - PM			5004-C	0000276770		ENGDIE02-M	12/1/22	12/7/22	12/1/22
3119184	Engine Diesel Genset Test PS19 Baywood WB (1m) 5004	5004-SP19	PM	COMP	3 - PM			5004-C	0000276838		ENGDIE02-M	12/1/22	12/14/22	12/1/22
3119518	Engine Diesel Sewage Insp/Srv PS09 Wasaga (1y) 5004	5004-SP09	PM	COMP	3 - PM			GBAY-MC1	0000082784		ENGDIE02-A	12/1/22	12/21/22	12/1/22
3119557	Engine Diesel Sewage Insp/Srv PS01 Wasaga (1y) 5004	5004-SP01	PM	COMP	3 - PM			GBAY-MC1	0000082841		ENGDIE02-A	12/1/22	12/21/22	12/1/22
3119596	Engine Diesel Genset Insp/Srv PS02 Wasaga (1y) 5004	5004-SP02	PM	COMP	3 - PM			GBAY-MC1	0000082888		ENGDIE02-A	12/1/22	12/21/22	12/1/22
3119635	Engine Diesel Gen Insp/Service PS03 Wasaga (1y) 5004	5004-SP03	PM	COMP	3 - PM			GBAY-MC1	0000082985		ENGDIE02-A	12/1/22	12/21/22	12/1/22
3119674	Engine Diesel Gen Insp/Service PS11 Wasaga (1y) 5004	5004-SP11	PM	COMP	3 - PM			GBAY-MC1	0000083065		ENGDIE02-A	12/1/22	12/21/22	12/1/22
3119713	Engine Diesel Genset Insp/Srv PS04 Wasaga (1y) 5004	5004-SP04	PM	COMP	3 - PM			GBAY-MC1	0000083090		ENGDIE02-A	12/1/22	12/21/22	12/1/22
3119752	Engine Diesel Sewage Insp/Srv PS15 Wasaga (1y) 5004	5004-SP15	PM	COMP	3 - PM			GBAY-MC1	0000092930		ENGDIE02-A	12/1/22	12/12/22	12/1/22
3144848	SPS#11 Pump #1 Replacement - CAPITAL	5004-SP11	CAP	APPR	2 - Medium	John Bristow		5004-OPS	0000083068					12/1/22
3146218	December 2022 SPS Pump Inspections by SPL	5004	PM	APPR	1 - Low	Angela Pauze		5004-OPS						12/8/22
3146864	Alarm WWTF	5004	CALL	COMP	5 - Urgent	Scott Campbell			0000248826				12/12/22	12/12/22

Work Management System (WMS)

Work Order List

Site: OCWASITE

Work Order	Description	Location	Type	Status	Criticality	Lead	Crew	Work Group	Asset	Route	Job Plan	Scheduled Start	Actual Start	Reported Date
3148272	Meter Level PS12 Wet Well Inspection/Service (1y) 5004	5004-SP12	PM	COMP	3 - PM			GBAY-UPI	0000327175		METLEV02-A	12/20/22	12/21/22	12/20/22
3148641	Monthly Performance Reports- Wasaga Beach WPCP (1m) 5004	5004	PM	COMP	3 - PM	Kristen Tilotta		GBAY-PCT			CLIENTR-02	1/6/23	1/9/23	12/22/22
3149426	PS03 General alarm	5004-SP03	CALL	COMP	5 - Urgent	Scott Campbell							12/28/22	12/28/22
3149430	Filter building	5004	CALL	COMP	5 - Urgent	Scott Campbell							12/28/22	12/28/22
3149433	Alarm WWTF	5004	CALL	COMP	5 - Urgent	Scott Campbell							12/28/22	12/28/22
Number of Records:		474												

2022 Annual Performance Report

Appendix C

Calibration Reports: Influent and Effluent Flow Meters



Induscontrol Inc
3170 Ridgeway Drive, Unit #11
Mississauga, ON L5L 5R4

VERIFICATION REPORT - OCM III
OPEN CHANNEL FLOW MEASUREMENT

Customer Name: OCWA-Georgian Bay
Plant Name: 5004-Wasaga Beach WWTP

Site/Plant Address: 30 Woodland Drive
Wasaga Beach, ON

Device Information
Make: Milltronics
Model: OCM III
Tag: N/A
Job Location: Effluent Flow meter
Asset ID: 82491

Service Information
Date: July 21, 2022
Report No: CO1351-2207-01
Job No: CO1351-2207

Inst. Reading	AS FOUND	AS LEFT
TOTALIZER (m3)	45313506	45313521
FLOW (m3/day)	3851.564	527.74

Flow Details
Unit: m3/day
Flow Range: 0- 51555.04 m3/day
Current Output: 4-20 mA
4 mA Set Point: 0 m3/day
20 mA Set Point: 51555.04 m3/day

Maintenance Checklist		Remarks
Visual Inspection:	<input checked="" type="checkbox"/> OK <input type="checkbox"/> NOT OK	
Electrical Inspection:	<input checked="" type="checkbox"/> OK <input type="checkbox"/> NOT OK	

Programming Parameter of Instrument					
Parameter	Discription	Value	Parameter	Discription	Value
F0	Access Code	0	P7	Height of Max. Head	0.69
P1	Dimension Unit (cm)	3	P32	Totalizer Multiplier	1
P3	Exponential Device	0	P42	Head by OCM III	0
P4	Cal. Method -Ratiometric	0	P45	Low Flow Cut-off	0
P5	Flow Unit - m3/Hr	7	P46	Range at Zero Head	1.025
P6	Max Flow rate	51555.04	P47	Blanking Distance	0.3348

Test Point Report						
Reference Distance (m)	Measured Distance (m)	Calculated Flow (m3/day)	UUT Flow Display (m3/day)	Calculated (mA)	Measured (mA)	Deviation (mA)
0.128	0.125	3,862.29	3,723.95	6.96	6.89	-0.07
0.124	0.121	3,678.23	3,542.26	6.87	6.80	-0.07

Calculations

Flow Calculations
 $Q = K H^{Exp}$ Where, $Q =$ Discharge Flow, $K = 91191.89$ $Exp = 1.538$ $H =$ head
 $Q = 91191.89 (0.128)^{1.538}$
 $Q = 3862.29$

Instrument Test Information and Results					
Input (%)	Calculated Flow(m3/day)	Calculated Input (mA)	Flow on UUT (m3/day)	UUT Measured Output (mA)	Deviation (mA)
0	0.00	4.00	0.01	3.99	-0.01
25	12888.76	8.00	12889.80	7.97	-0.03
50	25777.52	12.00	25779.23	11.99	-0.01
75	38666.28	16.00	38668.12	16.05	0.05
100	51555.04	20.00	51555.89	19.99	-0.01

Information of Tools used for Verification of the Instruments		
Device Description:	Manufacturer	Model
Electrical Multimeter	Fluke	179

* Refer Calibration Tools Certificates submittal for more Information

Verification Test Result: **Passed** **Fail** **Not Verified**

Overall Remarks: Program parameters verified
Single/Two Point Verification Done

Service Technician : Pavan Patel

Stamp/Signature

Printed Date: July 21, 2022

End of Report



Induscontrol Inc
3170 Ridgeway Drive, Unit #11
Mississauga, ON L5L 5R4

VERIFICATION REPORT - OCM III
OPEN CHANNEL FLOW MEASUREMENT

Customer Name: OCWA- Georgian Bay
Plant Name: 5004-Wasaga Beach WWTP

Site/Plant Address: 30 Woodland Drive
Wasaga Beach, ON

Device Information
Make: Miltronics
Model: OCM III
Tag: N/A
Job Location: Influent Flow meter
Asset ID: 82748

Service Information
Date: July 21, 2022
Report No: CO1351-2207-02
Job No: CO1351-2207

Inst. Reading	AS FOUND	AS LEFT
TOTALIZER (m3)	46466139	46466156
FLOW (m3/day)	13760.99	527.74

Flow Details
Unit: m3/day
Flow Range: 0- 58638.35 m3/day
Current Output: 4-20 mA
4 mA Set Point: 0 m3/day
20 mA Set Point: 58638.35 m3/day

Maintenance Checklist			Remarks
Visual Inspection:	<input checked="" type="checkbox"/> OK	<input type="checkbox"/> NOT OK	
Electrical Inspection:	<input checked="" type="checkbox"/> OK	<input type="checkbox"/> NOT OK	

Programming Parameter of Instrument

Parameter	Discription	Value	Parameter	Discription	Value
F0	Access Code	0	P7	Height of Max. Head	0.75
P1	Dimension Unit (m)	3	P32	Totalizer Multiplier	1
P3	Exponential Device	0	P42	Head by OCM III	0
P4	Cal. Method	0	P45	Low Flow Cut-off	0
P5	Flow Unit - m3/day	7	P46	Range at Zero Head	1.146114
P6	Max Flow rate	58638.35	P47	Blanking Distance	0.304826

Test Point Report

Reference Distance (m)	Measured Distance (m)	Calculated Flow (m3/day)	UUT Flow Display (m3/day)	Calculated (mA)	Measured (mA)	Devaiiton (mA)
0.121	0.124	3,545.37	3,681.46	6.58	6.64	0.06
0.092	0.089	2,326.18	2,210.55	5.96	5.89	-0.07

Calculations

Flow Calculations
 $Q = K H^{Exp}$ Where, $Q =$ Discharge Flow, $K = 91191.89$ $Exp = 1.538$ $H =$ head
 $Q = 91272 (0.121)^{1.538}$
 $Q = 3545.37$

Instrument Test Information and Results

Input (%)	Calculated Flow(m3/day)	Calculated Input (mA)	Flow on UUT (m3/day)	UUT Measured Output (mA)	Deviation (mA)
0	0.00	4.00	0.00	4.00	0.00
25	14659.59	8.00	14659.89	7.96	-0.04
50	29319.18	12.00	29320.89	12.07	0.07
75	43978.77	16.00	43979.89	16.08	0.08
100	58638.35	20.00	58639.23	19.98	-0.02

Information of Tools used for Verification of the Instruments

Device Description:	Manufacturer	Model
Electrical Multimeter	Fluke	179

* Refer Calibration Tools Certificates submittal for more Information

Verification Test Result: **Passed** **Fail** **Not Verified**

Overall Remarks: Program parameters verified
Single/Two Point Verification Done

Service Technician : Pavan Patel

Stamp/Signature

Printed Date: July 21, 2022



Induscontrol Inc
3170 Ridgeway Drive, Unit #11
Mississauga, ON L5L 5R4

VERIFICATION REPORT - KHRONE ELECTRO-MAGNETIC FLOW MEASUREMENT

Customer Name: OCWA-Georgian Bay
Plant Name: 5004-Wasaga Beach WWTP

Site/Plant Address: 30 Woodland Drive
Wasaga Beach

Device Information

Make: Khrone
Model: IFC 090
Serial No.: 4957184
Tag: NA
Job Location: SEPTAGE INLET
Asset ID: 82578

Service Information

Date: July 21, 2022
Report No: CO1351-2207-03
Job No: CO1351-2207

Sensor Details

Line size: 3 Inch
GK: 2.487
GKL: NA
Mounting: Remote

Flow Details

Unit: L/sec
Flow Range: 0-60
Current Output: 4-20 mA
4 mA Set Point: 0
20 mA Set Point: 60

Inst. Reading	AS FOUND	AS LEFT
TOTALIZER (m3)	12398	12399
FLOW (l/sec)	0.00	0.00

Maintenance Checklist

Remarks

Visual Inspection:	<input checked="" type="checkbox"/> OK	<input type="checkbox"/> NOT OK	
Electrical Inspection:	<input checked="" type="checkbox"/> OK	<input type="checkbox"/> NOT OK	
Sensor Installation:	<input checked="" type="checkbox"/> OK	<input type="checkbox"/> NOT OK	
Transmitter Installation:	<input checked="" type="checkbox"/> OK	<input type="checkbox"/> NOT OK	

Instrument Test Information and Results

Set-Point as Per Calibration KIT	Calculated Flow (l/sec)	Calculated O/P (mA)	UUT Display (l/sec)	UUT Measured Output (mA)	Deviation (l/sec)
0	0.00	4.00	0.02	4.02	0.02
A	1.91	4.51	1.93	4.52	0.02
B	3.81	5.02	3.80	4.99	-0.01
C	7.62	6.03	7.65	6.05	0.03
D	19.05	9.08	19.02	9.03	-0.03
E	38.10	14.16	38.05	14.11	-0.05

Information of Tools used for Verification of the Instruments

Details	Tool/Kit 1	Tool/Kit 2	Tool/Kit 2
Device Description:	Calibrator	Electrical Multimeter	N/A
Manufacturer:	Khrone	Fluke	N/A
Model No:	GS8B	179	N/A

* Refer Calibration Tools Certificates submittal for more Information

Verification Test Result: **Passed** **Fail** **Not Verified**

Overall Remarks: Measurement Works within Specification.

Service Technician : Pavan Patel Stamp/Signature

Printed Date: July 21, 2022



Induscontrol Inc
3170 Ridgeway Drive, Unit #11
Mississauga, ON L5L 5R4

VERIFICATION REPORT -
CHART RECORDER

Customer Name: OCWA-Georgian Bay
Plant Name: 5005-Wasaga Beach WWTP

Site/Plant Address: 30 Woodland Drive
Wasaga Beach

Device Information

Make: Bristol Babcock Chart recorder
Model: 4392
Serial No.: 9312-26159
Tag: NA
Job Location: Chlorine Distribution
Asset ID: 83035

Service Information

Date: July 21, 2022
Report No: CO1351-2207-20
Job No: CO1351-2207

Inst. Reading	AS FOUND	AS LEFT	Channel Information	Channel 1	Channel 2	Channel 3
ppm	1.562	1.575	Process	cl2	NA	NA
			Unit	ppm	NA	NA
			Min. range	0	NA	NA
			Max range	5	NA	NA

Maintenance Checklist	Remarks
Visual Inspection: <input checked="" type="checkbox"/> OK <input type="checkbox"/> NOT OK	
Electrical Inspection: <input checked="" type="checkbox"/> OK <input type="checkbox"/> NOT OK	
Sensor Installation: <input checked="" type="checkbox"/> OK <input type="checkbox"/> NOT OK	
Transmitter Installation: <input checked="" type="checkbox"/> OK <input type="checkbox"/> NOT OK	

Instrument Test Information and Results

Flow Input (%)	Calculated Flow (ppm)	Calculated O/P (mA)	UUT Display (ppm)	Measured Output (mA)	Deviation (ppm)
0.00	0.00	4.00	0.00	3.99	0.00
25.00	1.25	8.00	1.26	8.02	0.01
50.00	2.50	12.00	2.52	12.04	0.02
75.00	3.75	16.00	3.73	15.98	-0.02
100.00	5.00	20.00	5.03	20.03	0.03

Information of Tools used for Verification of the Instruments

Details	Tool/Kit 1	Tool/Kit 2	Tool/Kit 3
Device Description:	Electrical Multimeter	Calibrator	NA
Manufacturer:	Fluke	Extech	NA
Model No:	179	PRC30	NA

* Refer Calibration Tools Certificates submittal for more Information

Verification Test Result: **Passed** **Fail** **Not Verified**

Overall Remarks: Measurement Works within Specification.

Service Technician : Pavan Patel

Stamp/Signature 

Printed Date: July 21, 2022

2022 Annual Performance Report

Appendix D

Sludge Quality Analysis

2022 Annual Performance Report

Appendix E

Records of Bypass, Overflow and Spill Events

Ontario Clean Water Agency Environmental Incident Report

Facility ID: 5004 EIncidentReport

Facility Name: Wasaga Beach Wastewater Treatment Plant

Address: 30 Woodland Drive

City: Wasaga Beach

Province: Ontario

Postal Code: L9Z2V4

Date of Occurrence: 02/24/2022

Time of Occurrence: 03:37:00 PM

Nature of the Incident

Level 1 Contingency Level 2 Contingency Level 3 Contingency [Click here To Show the Definitions](#)

Incident affected: Air Water Land Nothing

What was discharged or emitted?

- | | |
|--|--|
| <input type="checkbox"/> Chlorine | <input type="checkbox"/> Oil/Diesel/Gas |
| <input type="checkbox"/> Sodium Hypochlorite | <input checked="" type="checkbox"/> Untreated or partly treated sewage |
| <input type="checkbox"/> Calcium Chloride | <input type="checkbox"/> Odours |
| <input type="checkbox"/> Aluminum Compounds (Specify in Other) | <input type="checkbox"/> Water |
| <input type="checkbox"/> Arsenic | <input type="checkbox"/> Iron Coagulants |
| <input type="checkbox"/> Fluoride | |

Other: _____

If this was a discharge, spill or emission...

If a liquid, approximately what quantity was released?: 18000 Litres

If a gas, approximately what quantity was released?: _____

If a solid, approximately what quantity was released?: _____ Kg

What was the source of release?:

Influent exceeded the design capacity of Disk Filter 2 causing partially treated influent to bypass the second disk filter and spill into the effluent channel. partially treated sewage was still UV disinfected.

Where did the release go?:

Into Effluent Channel with outfall to Nottawasaga River

If it entered a watercourse: Yes No

If it went off site: Yes No

Duration of the release?: 10 minutes

Is the release now stopped?: Yes No

Was there any damage? (i.e. property and/or environmental): Yes No N/A

If "Yes", describe below and fill out "Insurance Claim" report

Action(s) Taken

What actions were taken to control the incident?

Operator responded to a page for "Disk Filter 2 Hgh Level", arrived on site and found filter 2 in high level backwash cycle. Bypass flow was observed in the bypass pipe at approximately 30L/s. Operator increase the flow to the sand filters 3 and 4 to decrease flow to the disk filter 2.

What actions have been taken to remediate the incident?

Once flow was back to normal operating range, the operator ran a 5 minute "on hand" backwash cycle to further clean the disk filters.

Was this a reportable spill or discharge?: Yes No

If "Yes", at what time was it first reported to the MOE?

Feb 24th, at 1700hrs- SAC, Feb 25th- at 1206hrs voicemail left for MECP local Inspector Darren Haines

Was it reported to the MOE district office?: Yes No

If "Yes", which office/location and who was the contact?: Barrie District Office

Was it reported to MOE SAC?: Yes No

If "Yes", at what time was it reported to MOE SAC?:

Feb 24th, at 1700hrs

Was it reported to Municipality?: Yes No

If "Yes", at what time was it reported to Municipality?:

February 24th, 2022. Public Notification Procedure issued Feb 25th, 2022 at 0940hrs.

External Assistance/Involvement

Was corporate or area office assistance requested?: Yes No

If "Yes", was it received?: Yes No

Was external emergency assistance requested?: Yes No

If "Yes", from who?: Fire Department Equipment Suppliers Canutec
 Ambulance or Hospital MOE Coast Guard
 Police Municipality

Other: _____

Was there any media involvement?: Yes No

If "Yes", who?: _____

Was the public affected?: Yes No

If "Yes", how?: Downstream Users Notified via Website posting- The purpose of this procedure is to notify the Public and Downstream Users that may be impacted by an overflow, bypass or spill event.

Updated By: Kristen Tilotta 02/25/2022 03:41:13 PM

Comments:

Incident Note Summary:

- 1540hrs- Operator responded to a High Disk Filter 2 High Level Alarm, arrived on site and found filter 2 in high level backwash cycle.
- Bypass flow was observed in the bypass pipe at approximately 30L/s. Operator increase the flow to the sand filters 3 and 4 to decrease flow to the disk filter 2.
- Once flow was back to normal operating range, the operator ran a 5 minute "on hand" backwash cycle to further clean the disk filters.
- 1610-1630: Samples taken as per ECA requirements- Grab sample of secondary effluent and composite effluent sample taken.

Reporting

- Responding Senior Operator, Troy Backhaus, notified SAC on February 24th, 2022 at 1700hrs and reported the overflow to EO Alem.No further actions reccommended.
- o Incident Report #1-1MVWKW was generated.
- Responding Senior Operator, Troy Backhaus, notified the Simcoe Muskoka District Health Unit to Public Health Inspector, February 24th, 2022 at 1715hrs, no further action was recommended.
- PCT, Kristen Tilotta, called MECP Officer Darren Haines on February 25th, 2022 at 1209hrs and left a voicemail messaged. Advised Darren to call back should he have any further questions

Ontario Clean Water Agency Environmental Incident Report

Facility ID: 5004 EIncidentReport
Facility Name: Wasaga Beach Wastewater Treatment Plant
Address: 30 Woodland Drive
City: Wasaga Beach
Province: Ontario
Postal Code: L9Z2V4
Date of Occurrence: 03/03/2022
Time of Occurrence: 09:53:00 AM

Nature of the Incident

Level 1 Contingency Level 2 Contingency Level 3 Contingency [Click here To Show the Definitions](#)

Incident affected: Air Water Land Nothing

What was discharged or emitted?

- | | |
|--|--|
| <input type="checkbox"/> Chlorine | <input type="checkbox"/> Oil/Diesel/Gas |
| <input type="checkbox"/> Sodium Hypochlorite | <input checked="" type="checkbox"/> Untreated or partly treated sewage |
| <input type="checkbox"/> Calcium Chloride | <input type="checkbox"/> Odours |
| <input type="checkbox"/> Aluminum Compounds (Specify in Other) | <input type="checkbox"/> Water |
| <input type="checkbox"/> Arsenic | <input type="checkbox"/> Iron Coagulants |
| <input type="checkbox"/> Fluoride | |

Other: _____

If this was a discharge, spill or emission...

If a liquid, approximately what quantity was released?: 5400 Litres

If a gas, approximately what quantity was released?: _____

If a solid, approximately what quantity was released?: _____ Kg

What was the source of release?:

Operator responded to a high level alarm for Disk Filter #2. Contractor was on site to preform a filter performance test for the recently installed filters. Secondary influent flow was increased to sand filter beds # 3 & 4 but not fully closed off to the disk filter 2 causing a brief bypass event..

Where did the release go?:

Into Effluent Channel with outfall to Nottawasaga River

If it entered a watercourse: Yes No

If it went off site: Yes No

Duration of the release?: 3 minutes

Is the release now stopped?: Yes No

Was there any damage? (i.e. property and/or environmental): Yes No N/A

If "Yes", describe below and fill out "Insurance Claim" report

Action(s) Taken

What actions were taken to control the incident?

Upon receiving the high level alarm flow waws fully closed off to disk filter 2. Operator fully opened sand filters 3 & 4 and put the disk filters back into operation.

What actions have been taken to remediate the incident?

Operator immediately resolved the issue. Operators are reminded to be more diligent when opening/closing valves to ensure the system is running as intended. Contractors have been on site and are working on filter performance measures and testing.

Was this a reportable spill or discharge?: Yes No

If "Yes", at what time was it first reported to the MOE?

Sac- MOE at 1124 hrs. MECP- 1154 hrs

Was it reported to the MOE district office?: Yes No

If "Yes", which office/location and who was the contact?: Barrie District Office

Was it reported to MOE SAC?: Yes No

If "Yes", at what time was it reported to MOE SAC?:

at 1124 hrs

Was it reported to Municipality?: Yes No

If "Yes", at what time was it reported to Municipality?:

at 1047hrs by Senior Operations Manager

External Assistance/Involvement

Was corporate or area office assistance requested?: Yes No

If "Yes", was it received?: Yes No

Was external emergency assistance requested?: Yes No

If "Yes", from who?: Fire Department Equipment Suppliers Canutec
 Ambulance or Hospital MOE Coast Guard
 Police Municipality

Other: _____

Was there any media involvement?: Yes No

If "Yes", who?: _____

Was the public affected?: Yes No

If "Yes", how?: Notice of Bypass submitted Township for posting making any downstream users aware of bypass incident

Updated By: Kristen Tilotta 03/03/2022 04:12:06 PM

Comments:

Incident Note Summary:

- 0956hrs- Operator responded to a High Disk Filter 2 High Level Alarm, arrived on site and found filter 2 in bypass.
- Operator found flow was not closed off to disk filter #2 as it was supposed to be for Contractor performance testing.
- Operator increased the flow to the sand filters 3 and 4 and stopped flow to disk filter 2.
- 1045 hrs: Samples taken as per ECA requirements- Grab sample bacti and composite effluent sample taken.

Reporting

- 1010 hrs Responding Senior Operator, Troy Backhaus, notified SOM and PCT of Bypass Event
- 1124 hrs, PCT Kristen Tilotta notified SAC and reported the bypass to EO Alem on March 3rd, 2022. No further actions recommended.
 - o Incident Report #1-1NEKDL was generated.
- 1140, PCT Kristen Tilotta, notified the Simcoe Muskoka District Health Unit to Public Health Inspector Katelyn, on March 3rd, 2022. NO further action was recommended.
- PCT, Kristen Tilotta, called MECP Officer Darren Haines on March 3rd, 2022 at 1154hrs and left a voicemail messaged. Advised Darren to call back should he have any further questions

Ontario Clean Water Agency Environmental Incident Report

Facility ID: 5004 EIncidentReport
Facility Name: Wasaga Beach Wastewater Treatment Plant
Address: Collection System- southwest of the Schoonertown Bridge
City: Wasaga Beach
Province: Ontario
Postal Code: L9Z2V4
Date of Occurrence: 04/01/2022
Time of Occurrence: 11:00:00 AM

Nature of the Incident

Level 1 Contingency Level 2 Contingency Level 3 Contingency [Click here To Show the Definitions](#)

Incident affected: Air Water Land Nothing

What was discharged or emitted?

- | | |
|--|--|
| <input type="checkbox"/> Chlorine | <input type="checkbox"/> Oil/Diesel/Gas |
| <input type="checkbox"/> Sodium Hypochlorite | <input checked="" type="checkbox"/> Untreated or partly treated sewage |
| <input type="checkbox"/> Calcium Chloride | <input type="checkbox"/> Odours |
| <input type="checkbox"/> Aluminum Compounds (Specify in Other) | <input type="checkbox"/> Water |
| <input type="checkbox"/> Arsenic | <input type="checkbox"/> Iron Coagulants |
| <input type="checkbox"/> Fluoride | |

Other: _____

If this was a discharge, spill or emission...

If a liquid, approximately what quantity was released?: 43200 Litres

If a gas, approximately what quantity was released?: _____

If a solid, approximately what quantity was released?: _____ Kg

What was the source of release?:

There was a forcemain pipe leak which transfers waste from pumping stations to the Water Pollution Control Plant. This section of forcemain carries wastewater from west of the bridge to the WPCP further east on Woodland Drive. A section of the forcemain crosses the Nottawasaga Riverbed, next to Schoonertown bridge, and then eventually leads to the plant.

Where did the release go?:

Surrounding riverbank (land) and Nottawasaga River.

If it entered a watercourse: Yes No

If it went off site: Yes No

Duration of the release?: unknown start time- at least 5 hrs.

Is the release now stopped?: Yes No

Was there any damage? (i.e. property and/or environmental): Yes No N/A

If "Yes", describe below and fill out "Insurance Claim" report

Action(s) Taken

What actions were taken to control the incident?

Immediate actions: Township installed a temporary portable pump into the evcation site to pump back into the sanitary system to contain the spill on 04/01/22.
Further actions: Township/contractors installed a "live-tap" of a new valve and tee on the forcemain on 04/01/22-04/02/22 allow for the bypass/divert the forcemain to grade using a hose, which runs across the bridge, and diverts the waste back into the collection system.

What actions have been taken to remediate the incident?

By 15:00 hrs on 04/01/22 the Township had installed a temporary portable pump into the excavation site to pump back into the sanitary system to contain the spill. From the evening of 04/01/22 into 04/02/22 the Township/contractors installed a "live-tap" of a new valve and tee on the forcemain allowing for the bypass/divert the forcemain to grade using a hose, which runs across the bridge, and diverts the waste back into the collection system. Contractors, engineers, and utilities works have been contacted an onsite to make the necessary repairs to the forcemain thrust block as required. Timeline for forcemain repairs is unclear at this point due to the nature of the repairs, the presence of the bridge, riverbank and utilities.

Was this a reportable spill or discharge?: Yes No

If "Yes", at what time was it first reported to the MOE?

Reported to MOE- SAC: 04/01/22 at 1422 hrs. Reported to MECP- Barrie District Office- 04/01/22 at 1526hrs

Was it reported to the MOE district office?: Yes No

If "Yes", which office/location and who was the contact?: MECP- Barrie District Office, local iinspector: Darren Haines

Was it reported to MOE SAC?: Yes No

If "Yes", at what time was it reported to MOE SAC?:

04/01/22 at 1422 hrs

Was it reported to Municipality?: Yes No

If "Yes", at what time was it reported to Municipality?:

Municipality identified the forcemain leak first- municipality notified OCWA

External Assistance/Involvement

Was corporate or area office assistance requested?: Yes No

If "Yes", was it received?: Yes No

Was external emergency assistance requested?: Yes No

If "Yes", from who?: Fire Department Equipment Suppliers Canutec
 Ambulance or Hospital MOE Coast Guard
 Police Municipality

Other: _____

Was there any media involvement?: Yes No

If "Yes", who?: _____

Was the public affected?: Yes No

If "Yes", how?: _____

Updated By: Kristen Tilotta 04/04/2022 12:41:09 PM

Comments:

Incident Note Summary:

- OCWA was notified by the Town of Wasaga Beach that a forcemain leak caused a raw sewage spill within the Wasaga Beach wastewater collection system in the area of Schoonertown Bridge. Observed at approximately 1100hrs on 04/01/22.
- By 15:00 hrs on 04/01/22 the Township had installed a temporary portable pump into the excavation site to pump back into the sanitary system to contain the spill.
- From the evening of 04/01/22 into 04/02/22 the Township/contractors installed a "live-tap" of a new valve and tee on the forcemain allowing for the bypass/divert the forcemain to grade using a hose, which runs across the bridge, and diverts the waste back into the collection system
- Contractors, engineers, and utilities works have been contacted on site to make the necessary repairs to the forcemain thrust block as required. Timeline for forcemain repairs is unclear at this point due to the nature of the repairs, the presence of the bridge, riverbank and utilities.

Reporting:

- On April 1st, 2022 at approximately 1300hrs the Town of Wasaga Beach notified the Ontario Clean Water Agency of a forcemain leak in the area of Schoonertown Bridge.
- On April 1st, 2022 at 1422 hrs, PCT Kristen Tilotta notified SAC of the spill. Spoke with EO Akiko. No further actions were advised.

- Incident Report #1-1QZ9B3 was generated
- On April 1st, 2022 at 1431 hrs, PCT Kristen Tilotta notified The Simcoe Muskoka District Health Unit and notified them of the spill. Spoke with Graduate PHI Renee Abbott. No further actions advised.
- On April 1st, 2022 at 1506 hrs, The SMDHU PHI Pauline Loo contacted PCT Kristen Tilotta with further follow-up questions. No further actions advised.
- On April 1st, 2022 at 15:26 hrs, PCT Kristen Tilotta left a message for MECP local inspector Darren Haines advising of the spill.
- On April 4th, 2022 at 11:56 hrs, MECP local inspector Darren Haines contacted PCT Kristen Tilotta with follow-up questions. Advised to notify once final repairs to the forcemain were completed.

Ontario Clean Water Agency Environmental Incident Report

Facility ID: 5004 EIncidentReport
Facility Name: Wasaga Beach Wastewater Treatment Plant
Address: 30 Woodland Drive
City: Wasaga Beach
Province: Ontario
Postal Code: L9Z2V4
Date of Occurrence: 04/29/2022
Time of Occurrence: 08:07:00 AM

Nature of the Incident

Level 1 Contingency Level 2 Contingency Level 3 Contingency [Click here To Show the Definitions](#)

Incident affected: Air Water Land Nothing

What was discharged or emitted?

- | | |
|--|--|
| <input type="checkbox"/> Chlorine | <input type="checkbox"/> Oil/Diesel/Gas |
| <input type="checkbox"/> Sodium Hypochlorite | <input checked="" type="checkbox"/> Untreated or partly treated sewage |
| <input type="checkbox"/> Calcium Chloride | <input type="checkbox"/> Odours |
| <input type="checkbox"/> Aluminum Compounds (Specify in Other) | <input type="checkbox"/> Water |
| <input type="checkbox"/> Arsenic | <input type="checkbox"/> Iron Coagulants |
| <input type="checkbox"/> Fluoride | |

Other: _____

If this was a discharge, spill or emission...

If a liquid, approximately what quantity was released?: 7200 Litres

If a gas, approximately what quantity was released?: _____

If a solid, approximately what quantity was released?: _____ Kg

What was the source of release?:

Operations staff were performing monthly Genset Testing. The generator run caused a brief power bump which led to a backwash pump failure at approximately 8:07am on April 29th, 2022. The generator run caused the disk filter influent box high level alarm at approximately 08:14am. Contractor on site observed secondary effluent (estimated 7.2m3 of effluent-overestimate) overflowing the disk filter system and spilling into the UV channel.

Where did the release go?:

Effluent discharge point to the Nottawasaga River

If it entered a watercourse: Yes No

If it went off site: Yes No

Duration of the release?: 13 minutes

Is the release now stopped?: Yes No

Was there any damage? (i.e. property and/or environmental): Yes No N/A

If "Yes", describe below and fill out "Insurance Claim" report

Action(s) Taken

What actions were taken to control the incident?

Operations staff reset the disk filter motor VFD, ran the disk filter in manual backwash. Bypass event was stopped.

What actions have been taken to remediate the incident?

Senior Operations Manager has notified the project team who did the initial disk filter installation in February 2022 (CIMA and OCWA Engineering) who will be contacting the general contractors and vendor to resolve the issue.

Was this a reportable spill or discharge?: Yes No

If "Yes", at what time was it first reported to the MOE?

Reported to MECP Local Inspector on April 29th, 2022 at 1040hrs.

Was it reported to the MOE district office?: Yes No

If "Yes", which office/location and who was the contact?: Barrie District Office

Was it reported to MOE SAC?: Yes No

If "Yes", at what time was it reported to MOE SAC?:

Reported to SAC on April 29th, 2022 at 1141 hrs

Was it reported to Municipality?: Yes No

If "Yes", at what time was it reported to Municipality?:

Downstream Notification provided to the Town of Wasaga Beach at 1245hrs on April 29th, 2022.

External Assistance/Involvement

Was corporate or area office assistance requested?: Yes No

If "Yes", was it received?: Yes No

Was external emergency assistance requested?: Yes No

If "Yes", from who?: Fire Department Equipment Suppliers Canutec
 Ambulance or Hospital MOE Coast Guard
 Police Municipality

Other: _____

Was there any media involvement?: Yes No

If "Yes", who?: _____

Was the public affected?: Yes No

If "Yes", how?: _____

Updated By: Kristen Tilotta 04/29/2022 03:28:40 PM

Comments:

Incident Note Summary:

- Operations staff were performing monthly Genset Testing. The generator run caused a brief power bump which led to a backwash pump failure at approximately 8:07am on April 29th, 2022. The generator run caused the disk filter influent box high level alarm at approximately 08:14am.
- Contractor on site observed secondary effluent (estimated 7.2m3 of effluent-overestimate) overflowing the disk filter system and spilling into the UV channel.
- Operations staff reset the disk filter motor VFD, ran the disk filter in manual backwash. Bypass event was stopped.

Reporting:

- April 29th, 2022- PCT Kristen Tilotta notified the MECP Local Inspector of the Bypass Event at 1040hrs. Advised notification were to be made to SAC and SMDHU.
- April 29th, 2022- PCT Kristen Tilotta notified the Spills Action Center about the Bypass Event at 1141 hrs. Spoke with Haiden McDonald. No further actions were advised.
 - SAC Incident Reference # 1-1S9F6W was generated.
- April 29th, 2022- PCT Kristen Tilotta notified the Simcoe Muskoka District Health Unit about the Bypass Event at 1148hrs. Spoke to PHI-Nicole. No further actions advised.

Ontario Clean Water Agency Environmental Incident Report

Facility ID: 5004 EIncidentReport

Facility Name: Wasaga Beach Wastewater Treatment Plant

Address: 30 Woodland Drive

City: Wasaga Beach

Province: Ontario

Postal Code: L9Z2V4

Date of Occurrence: 05/11/2022

Time of Occurrence: 09:45:00 AM

Nature of the Incident

Level 1 Contingency Level 2 Contingency Level 3 Contingency [Click here To Show the Definitions](#)

Incident affected: Air Water Land Nothing

What was discharged or emitted?

- | | |
|--|---|
| <input type="checkbox"/> Chlorine | <input type="checkbox"/> Oil/Diesel/Gas |
| <input type="checkbox"/> Sodium Hypochlorite | <input type="checkbox"/> Untreated or partly treated sewage |
| <input type="checkbox"/> Calcium Chloride | <input checked="" type="checkbox"/> Odours |
| <input type="checkbox"/> Aluminum Compounds (Specify in Other) | <input type="checkbox"/> Water |
| <input type="checkbox"/> Arsenic | <input type="checkbox"/> Iron Coagulants |
| <input type="checkbox"/> Fluoride | |

Other: _____

If this was a discharge, spill or emission...

If a liquid, approximately what quantity was released?: _____ Litres

If a gas, approximately what quantity was released?: _____

If a solid, approximately what quantity was released?: _____ Kg

What was the source of release?:

Wasaga Beach resident notified the Town of Wasaga Beach on 05/11/22 to complain of a strong odour coming from the Wasaga Beach Water Pollution Control Plant. Resident lives on Brillinger Drive, Wasaga Beach.

Where did the release go?:

Air- Odour Complaint

If it entered a watercourse: Yes No

If it went off site: Yes No

Duration of the release?: unknown

Is the release now stopped?: Yes No

Was there any damage? (i.e. property and/or environmental): Yes No N/A

If "Yes", describe below and fill out "Insurance Claim" report

Action(s) Taken

What actions were taken to control the incident?

Operations staff investigated the WPCP odour complaint coming from a resident on Brillinger Drive., as per the Biosolids Management Plan, the air to Digester 1 would have been off on Monday afternoon into Tuesday afternoon, for decanting and transfer of sludge, air to Digester 1 was turned back on Tuesday afternoon. Due to the available sludge storage space currently available, the air to Sludge Holding Tank 2 was off on Tuesday afternoon into this morning, for decanting and transfer of sludge. Due to the odour complaint the air was returned to that tank this morning (May 11th). However, these are regular activities which should not cause too much odour issues, our sludge age is such that odours are possible. DO readings on Monday were 5.02, 4.09, 3.17, and 3.20 mg/L for digester 1, digester 2, sludge holding tank 1, and sludge holding tank 2, respectively. DO readings are aerobic/proper and what we expect to see.

What actions have been taken to remediate the incident?

Since the tank temperatures have risen to seasonal values, addition of XLR8 to the tanks has commenced as of late last week. This product has demonstrated effectiveness at reducing the odours from the biosolids complex. In addition RHOES has arrived on site as of this morning to haul sludge out of the plant and will continue with sludge haulage throughout the week. Wasaga Beach WPCP is undergoing biosolids complex upgrades over the course of this year and next year, it is our intention to take the customer feedback and circle it back into our processes and Biosolids Management Plan.

Was this a reportable spill or discharge?: Yes No

If "Yes", at what time was it first reported to the MOE?

MOE-SAC on 05/11/22 at 1423 hrs

Was it reported to the MOE district office?: Yes No

If "Yes", which office/location and who was the contact?: Barrie District Office- Local Inspector Darren Haines

Was it reported to MOE SAC?: Yes No

If "Yes", at what time was it reported to MOE SAC?:

05/11/22 at 1423 hrs

Was it reported to Municipality?: Yes No

If "Yes", at what time was it reported to Municipality?:

Town of Wasaga Beach was aware of the complaint as they were the ones who recieved the initial complaint.

External Assistance/Involvement

Was corporate or area office assistance requested?: Yes No

If "Yes", was it received?: Yes No

Was external emergency assistance requested?: Yes No

If "Yes", from who?: Fire Department Equipment Suppliers Canutec
 Ambulance or Hospital MOE Coast Guard
 Police Municipality

Other: _____

Was there any media involvment?: Yes No

If "Yes", who?: _____

Was the public affected?: Yes No

If "Yes", how?: _____

Updated By: Kristen Tilotta 05/11/2022 03:14:25 PM

Comments:

Incident Note Summary:

- Town of Wasaga Beach- Public Works Department received an odour complaint from a local resident on Brillinger Drive in Wasaga Beach. Resident complained that there was a strong odour coming from the Water Pollution Control Plant.
- Operations staff investigated the WPCP odour complaint coming from a resident on Brillinger Drive., as per the Biosolids Management Plan, the air to Digester 1 would have been off on Monday afternoon into Tuesday afternoon, for decanting and transfer of sludge, air to Digester 1 was turned back on Tuesday afternoon. Due to the available sludge storage space currently available, the air to Sludge Holding Tank 2 was off on Tuesday afternoon into this morning, for decanting and transfer of sludge. Due to the odour complaint the air was returned to that tank this morning (May 11th). However, these are regular activities which should not cause too much odour issues, our sludge age is such that odours are possible. DO readings on Monday were 5.02, 4.09, 3.17, and 3.20 mg/L for digester 1, digester 2, sludge holding tank 1, and sludge holding tank 2, respectively. DO readings are aerobic/proper and what we expect to see.
- In addition, Since the tank temperatures have risen to seasonal values, addition of XLR8 to the tanks has commenced as of late last week. This product has demonstrated effectiveness at reducing the odours from the biosolids complex. In addition RHOES has arrived on site as of this morning to haul

sludge out of the plant and will continue with sludge haulage throughout the week. Wasaga Beach WPCP is undergoing biosolids complex upgrades over the course of this year and next year, it is our intention to take the customer feedback and circle it back into our processes and Biosolids Management Plan.

Reporting:

- May 11th, 2022- PCT Kristen Tilotta was notified by the Senior Operations Manager of an Odour Complaint for Wasaga Beach WPCP at 9:23hrs
- May 11th, 2022- Operations staff investigate odour complaint and the conditions of the WPCP- nothing out of the ordinary discovered (1000-1320hrs)
- May 11th, 2022- PCT Kristen Tilotta notified the Spills Action Center of odour complaint. Spoke with EO- Akiko.
 - SAC Incident Reference # 1-1SUVV4 was generated.
- May 11th, 2022- PCT Kristen Tilotta notified the Simcoe Muskoka District Health Unit about the Odour Complaint at 1429 hrs. Spoke to PHI-Nicole. Was told no complaints have been received by the SMDHU directly and no further actions advised.
- May 11th, 2022- PCT Kristen Tilotta notified local MECP Inspector Darren Haines at 1436hrs, notifying him of the odour complaint. Left voicemail and advised to call back if needed.

Ontario Clean Water Agency Environmental Incident Report

Facility ID: 5004 EIncidentReport

Facility Name: Wasaga Beach Wastewater Treatment Plant

Address: 30 Woodland Drive

City: Wasaga Beach

Province: Ontario

Postal Code: L9Z2V4

Date of Occurrence: 12/31/2022

Time of Occurrence: 12:53:00 PM

Nature of the Incident

Level 1 Contingency Level 2 Contingency Level 3 Contingency [Click here To Show the Definitions](#)

Incident affected: Air Water Land Nothing

What was discharged or emitted?

- | | |
|--|--|
| <input type="checkbox"/> Chlorine | <input type="checkbox"/> Oil/Diesel/Gas |
| <input type="checkbox"/> Sodium Hypochlorite | <input checked="" type="checkbox"/> Untreated or partly treated sewage |
| <input type="checkbox"/> Calcium Chloride | <input type="checkbox"/> Odours |
| <input type="checkbox"/> Aluminum Compounds (Specify in Other) | <input type="checkbox"/> Water |
| <input type="checkbox"/> Arsenic | <input type="checkbox"/> Iron Coagulants |
| <input type="checkbox"/> Fluoride | |

Other: _____

If this was a discharge, spill or emission...

If a liquid, approximately what quantity was released?: 10 Litres

If a gas, approximately what quantity was released?: _____

If a solid, approximately what quantity was released?: _____ Kg

What was the source of release?:

On December 31st, 2022 the on-call operator received an alarm at Wasaga Beach WPCP for a high disc filter alarm. Operator arrived on site and found the inlet channel about to overflow. The operator open sand filter 4. The flow rate through the inlet building was over 13,000 m3/day due to the rapidly melting snow and the disc filters constantly backwashing in high level. At 1253 hrs on-call operator received a second alarm for another high disc filter alarm and operators arrived on site to find disk filter 1 in bypass.

Where did the release go?:

From Disk Filter #1 to bypass pipe- and then to final effluent discharge location- Nottawasga River

If it entered a watercourse: Yes No

If it went off site: Yes No

Duration of the release?: 42 minutes

Is the release now stopped?: Yes No

Was there any damage? (i.e. property and/or environmental): Yes No N/A

If "Yes", describe below and fill out "Insurance Claim" report

Action(s) Taken

What actions were taken to control the incident?

Actions taken to control the situation: Operator closed disk filter #1 stopping the bypass.

What actions have been taken to remediate the incident?

Further Corrective Actions: Operator opened inlets to the sand filters #3 and #4, lanced and replaced the airlift to sand filters and adjusted the weir plates. Took samples as per the ECA and verbally notified SAC, MOH as required.

Was this a reportable spill or discharge?: Yes No

If "Yes", at what time was it first reported to the MOE?

reported to MOE- SAC on December 31, 2022 @ 1541 hrs

Was it reported to the MOE district office?: Yes No

If "Yes", which office/location and who was the contact?: Barrie District Office: Darren Haines

Was it reported to MOE SAC?: Yes No

If "Yes", at what time was it reported to MOE SAC?:

reported to MOE- SAC on December 31, 2022 @ 1541 hrs

Was it reported to Municipality?: Yes No

If "Yes", at what time was it reported to Municipality?:

Reported December 31, 2022 to the Town of Wasaga Beach at 1853 hrs

External Assistance/Involvement

Was corporate or area office assistance requested?: Yes No

If "Yes", was it received?: Yes No

Was external emergency assistance requested?: Yes No

If "Yes", from who?: Fire Department Equipment Suppliers Canutec
 Ambulance or Hospital MOE Coast Guard
 Police Municipality

Other: _____

Was there any media involvement?: Yes No

If "Yes", who?: _____

Was the public affected?: Yes No

If "Yes", how?: According to the ECA- Potential Downstream Users must be notified of any Overflow/Spill/Bypass Event. Downstream User notification has been provided and posted on the municipal website. Posted on January 3rd, 2023

Updated By: Kristen Tilotta 01/05/2023 04:08:16 PM

Comments:

SAC Reference Number: 1-2FS2HA
Facility: Wasaga Beach WPCP
Works Number: 120001862
Bypass Location: Out Disk Filter #1 to bypass pipe and then Nottawasaga River
Bypass Date & Time: December 31st, 2022 from 1253 to 1335 hrs
Duration: 42 Minutes
Overflow Contents: Unfiltered Final Effluent
Approximate Volume: < 10 m3

Incident Description
On December 31st, 2022 the on-call operator received an alarm at Wasaga Beach WPCP for a high disc filter alarm. Operator arrived on site and found the inlet channel about to overflow. The operator open sand filter 4. The flow rate through the inlet building was over 13,000 m3/day due to the rapidly melting snow and the disc filters constantly backwashing in high level. At 1253 hrs on-call operator received a second alarm for another high disc filter alarm and operators arrived on site to find disk filter 1 in bypass.

Actions Taken to Control Incident
Operator closed disk filter #1 stopping the bypass.

Corrective Actions
Operator opened inlets to the sand filters #3 and #4, lanced and replaced the airlift to sand filters and adjusted the weir plates. Took samples as per the ECA and verbally notified SAC, MOH as required.

Reporting
- December 31st, 2022 at 1541 hrs: Operator Angela Pauze verbally notified the Spills Action Centre of the bypass incident. Spoke with E.I. Aaron Daye, Incident Report 1-2FS2HA was generated. No further actions advised

- December 31st, 2022 at 1557 hrs: Operator Angela Pauze verbally notified the Ministry of Health- Simcoe Muskoka District Health Unit of Bypass incident. Spoke with PHI Cheryl Walt. No further actions advised.
- December 31st, 2022 at 1853 hrs: Senior Operations Manager, Richard Eagle notified The Town of Wasaga Beach of the Bypass Incident Public Notification of Spills, Bypass and Overflow Downstream User Notification Form was also sent for posting on their Municipal Website.
- January 3rd, 2022 at 1253 hrs: PCT Kristen Tilotta verbally notified local MECP Inspector Darren Haines of the incident. No further actions advised.

2022 Annual Performance Report

Appendix F

Notice of Modification to Sewage Works (Limited Operational Flexibility)



Notice of Modification to Sewage Works

Ministry of the Environment

RETAIN COPY OF COMPLETED FORM AS PART OF THE ECA AND SEND A COPY TO THE WATER SUPERVISOR (FOR MUNICIPAL PLANTS) OR DISTRICT MANAGER (FOR INDUSTRIAL PLANTS)

Part 1 – Environmental Compliance Approval (ECA) with Limited Operational Flexibility

(Insert the ECA's owner, number and issuance date and notice number, which should start with "01" and consecutive numbers thereafter)

ECA Owner	ECA number	Issuance Date (mm/dd/yy)	Notice number
Town of Wasaga Beach	5523-A3ZQQ8	11/18/15	1

Part 2 – Description of the modifications as part of the Limited Operational Flexibility

(Attach a detailed description of the sewage works)

Continue with the addition of a bio-engineered industrial waste degrader XLR8 to the aerobic digesters for odour control as per ECA No. 5523-A3ZQQ8 and past the one year pilot study.

Description shall include:

1. A detail description above of the modifications and/or operations to the sewage works (e.g. sewage work component, location, size, equipment type/model, material, process name, etc.)
2. An assessment of the anticipated environmental effects
3. Updated versions of, or amendments to, all relevant technical documents required by this ECA that are affected by the modifications as applicable, e.g. site plan, design brief, drawings, emergency and spill prevention plan, etc.

Part 3 – Declaration by Professional Engineer

I hereby declare that I have verified the scope and technical aspects of this modification and confirm that the design:

1. Has been prepared or reviewed by a Professional Engineer who is licensed to practice in the Province of Ontario;
2. Has been designed in accordance with the Limited Operational Flexibility as described in the ECA;
3. Has been designed consistent with Ministry's Design Guidelines, adhering to engineering standards, industry's best management practices, and demonstrating ongoing compliance with s.53 of the Ontario Water Resources Act; and other appropriate regulations.

I hereby declare that to the best of my knowledge, information and belief the information contained in this form is complete and accurate

Name (Print) Hank Andres	PEO License Number 100074097
Signature <i>Hank Andres</i>	Date (mm/dd/yy) 03/30/2016
Name of Employer Ontario Clean Water Agency	

Part 4 – Declaration by Owner

I hereby declare that:

1. I am authorized by the Owner to complete this Declaration;
2. The Owner consents to the modification; and
3. This modifications to the sewage works are proposed in accordance with the Limited Operational Flexibility as described in the ECA.
4. The Owner has fulfilled all applicable requirements of the Environmental Assessment Act.

I hereby declare that to the best of my knowledge, information and belief the information contained in this form is complete and accurate

Name of Owner Representative (Print) KEVIN LALONDE	Owner representative's title (Print) DIRECTOR OF PUBLIC WORKS
Owner Representative's Signature <i>Kevin Lalonde</i>	Date (mm/dd/yy) 03/30/2016

2022 Annual Performance Report

Appendix G

2023 Sampling Schedule

2023 Laboratory Sampling Requirements: Wasaga Beach Water Pollution Control Plant

Class III WWT & Class II WWC -ECA #5669-BWJPYC

Org #: 5006, Works #:120001862

Revised: 2022-12-21

Frequency	Timeframe	Source	Parameters
WEEKLY	Every Tuesday ^d	Influent ^a (24hr Composite)	BOD ₅ , TSS, TP, TKN
		Final Effluent (24hr Composite)	TP, NH ₃ + NH ₄ (TAN)
		Final Effluent (Grab)	E.Coli, pH, Temperature
		Final Effluent (Calculated)	Un-ionized Ammonia
BI-WEEKLY	Every Other Tuesday	Final Effluent ^e (24hr Composite)	CBOD ₅ , TSS
MONTHLY	First Tuesday of each Month	Aerobic Sludge ^b (Grab)	TS, TP, TAN. Nitrate & Nitrite as Nitrogen, Metal Scan (Arsenic, Cadmium, Cobalt, Chromium, Copper, Lead, Mercury, Molybdenum, Nickel, Potassium, Selenium, Zinc), Ecoli
Annual^c	Second Tuesday of April	Final Effluent (Grab)	Rainbow Trout Single Concentration

Unless specified, samples listed are required under ECA #5669-BWJPYC

Specific sample dates for this calendar year are included in the Sampling Calendar and take into consideration stat holidays etc.

^aECA minimum requirements for influent sampling is monthly, proactive sampling suggested by POTs team of weekly influent sampling

^bECA minimum requirements is Quarterly; Sludge is sampled and analyzed according to Section 98.0.3 of the Nutrient Management Act, 2002. Note: Two samples shall be taken during the two-month period before the transfer date. At least one of them shall be taken during the one-month period before the transfer date. More frequent sampling may be required depending on the transfer date. Preference is to take sample monthly.

^cReference Wastewater Systems Effluent Regulations (WSER) Section 11(1). Sampling frequency based on the total effluent deposited from the previous calendar year (>2,500 to ≤50,000 m³/day). Wasaga Beach WPCP qualifies for the reduced sampling (yearly) frequency for Acute Lethality Testing under WSER regulations (11(6)).

^dUnder the ECA, Section 9(d) a schedule for sampling shall be created, and revised and updated every year through rotation of the day of the week/month for the scheduled

^eECA minimum requirements for final effluent sampling is monthly for CBOD₅ and TSS, proactive sampling suggested by POTs team of bi-weekly sampling for these parameters

As per ECA 5669-BWJPYC, Section 9(c) i. Weekly mean once every week; ii. Monthly means once every month; and iii. Quarterly means once every three months.

2023 Sampling Calendar
Wasaga Beach Water Pollution Control Plant (Org #5006)
 Class III WWT Class II WWC -ECA #5669-BWJPYC

JANUARY						
M	T	W	TH	F	St	Su
						1
2	3-W;BiW;M	4	5	6	7	8
9	10-W	11	12	13	14	15
16	17-W; BiW	18	19	20	21	22
23	24-W	25	26	27	28	29
30	31-W;BiW					

FEBRUARY						
M	T	W	TH	F	St	Su
		1	2	3	4	5
6	7-M;W	8	9	10	11	12
13	14-W; BiW	15	16	17	18	19
20	21-W	22	23	24	25	26
27	28-W;BiW					

MARCH						
M	T	W	TH	F	St	Su
		1	2	3	4	5
6	7-M;W	8	9	10	11	12
13	14-W,BiW	15	16	17	18	19
20	21-W	22	23	24	25	26
27	28-W;BiW	29	30	31		

APRIL						
M	T	W	TH	F	St	Su
					1	2
3	4-W;M;AL	5	6	7	8	9
10	11-W;BiW	12	13	14	15	16
17	18-W	19	20	21	22	23
24	25-W;BiW	26	27	28	29	30

MAY						
M	T	W	TH	F	St	Su
1	2-M;W	3	4	5	6	7
8	9-W, BiW	10	11	12	13	14
15	16-W	17	18	19	20	21
22	23-W,BiW	24	25	26	27	28
29	30-W	31				

JUNE						
M	T	W	TH	F	St	Su
			1	2	3	4
5	6-W;BiW;M	7	8	9	10	11
12	13-W	14	15	16	17	18
19	20-W;BiW	21	22	23	24	25
26	27-W	28	29	30		

Stat Holiday/Weekend
Sample Day

W=Weekly; BiW= Bi-Weekly; M=Monthly; AL=Accute Lethality;

If you are NOT able to sample on the scheduled day, call your PCT as soon as possible

2023 Sampling Calendar
Wasaga Beach Water Pollution Control Plant (Org #5006)
 Class III WWT Class II WWC -ECA #5669-BWJPYC

JULY						
M	T	W	TH	F	St	Su
					1	2
3	4-W;BiW;M	5	6	7	8	9
10	11-W	12	13	14	15	16
17	18-W;BiW	19	20	21	22	23
24	25-W	26	27	28	29	30
31						

AUGUST						
M	T	W	TH	F	St	Su
	1-W;BiW;M	2	3	4	5	6
7	8-W	9	10	11	12	13
14	15-W;BiW	16	17	18	19	20
21	22-W	23	24	25	26	27
28	29-W;BiW	30	31			

SEPTEMBER						
M	T	W	TH	F	St	Su
				1	2	3
4	5-M;W	6	7	8	9	10
11	12-W;BiW	13	14	15	16	17
18	19-W	20	21	22	23	24
25	26-W;BiW	27	28	29	30	

OCTOBER						
M	T	W	TH	F	St	Su
						1
2	3-M;W	4	5	6	7	8
9	10-W;BiW	11	12	13	14	15
16	17-W	18	19	20	21	22
23	24-W;BiW	25	26	27	28	29
30	31-W					

NOVEMBER						
M	T	W	TH	F	St	Su
		1	2	3	4	5
6	7-W;BiW;M	8	9	10	11	12
13	14-W	15	16	17	18	19
20	21-W;BiW	22	23	24	25	26
27	28-W	29	30			

DECEMBER						
M	T	W	TH	F	St	Su
				1	2	3
4	5-W;BiW;M	6	7	8	9	10
11	12--W	13	14	15	16	17
18	19-W;BiW	20	21	22	23	24
25	26	27-W	28	29	30	31

Stat Holiday/Weekend
Sample Day

W=Weekly; **BiW**= Bi-Weekly; **M**=Monthly; **AL**=Accute Lethality;

If you are NOT able to sample on the scheduled day, call your PCT as soon as possible